

canal

Safety Area

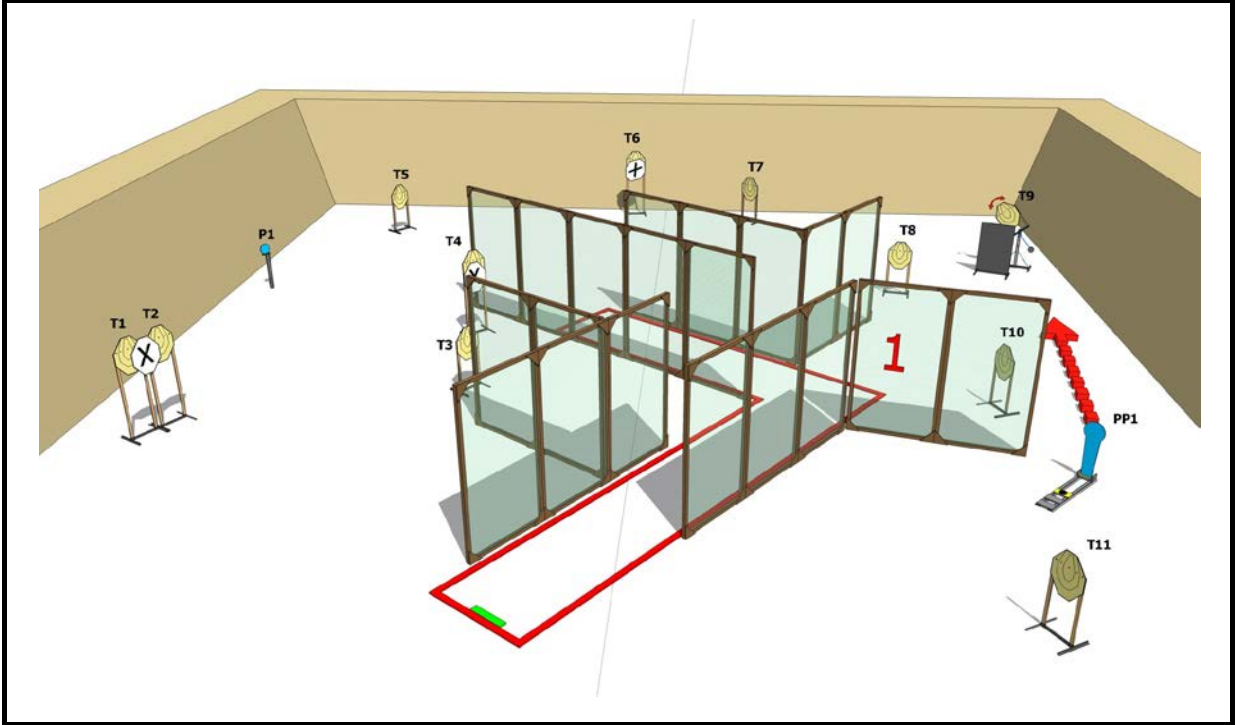
Safety Area

Chronograph  
+  
Safety Area

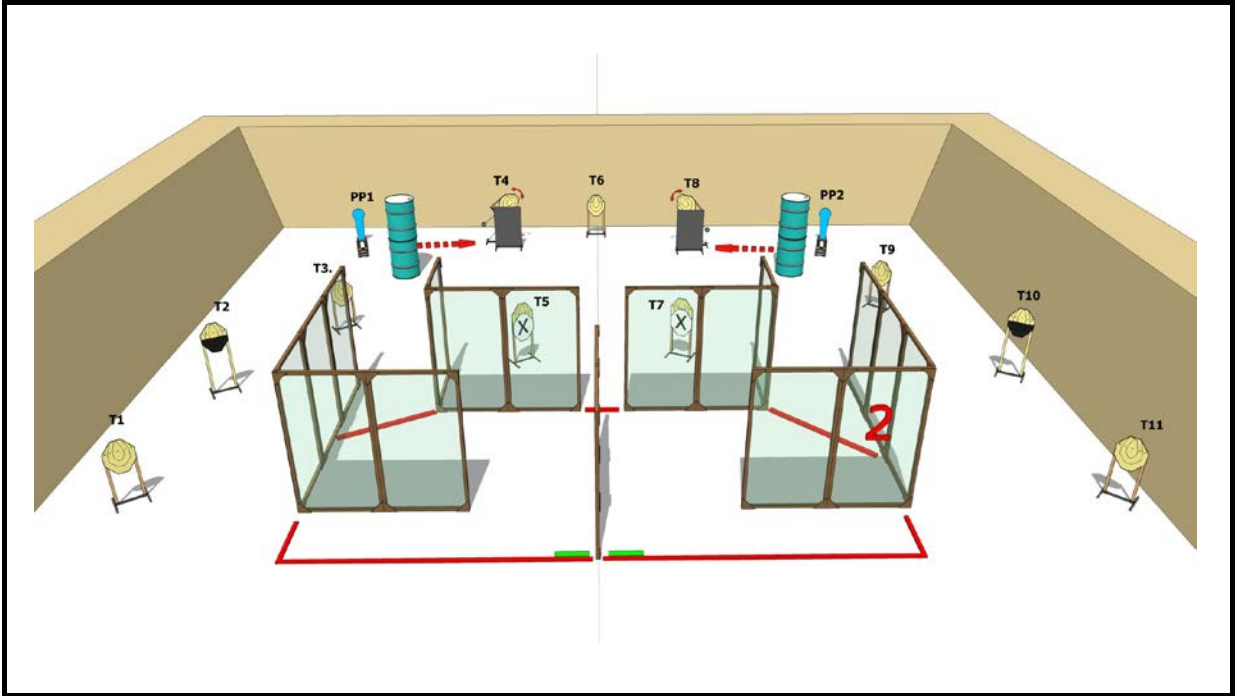
SHOOTING INDOOR RANGE

PHUKET SHOOTING RANGE

Stage 1	SCORING
<b>START POSITION:</b> Standing relaxed at marker. Gun is loaded and Holster.	Scoring : 24 rds. 120 points
<b>STAGE PROCEDURE:</b> On signal, engage all targets. Note: Popper PP1 activate swinger T9. Swinger Target will be visible when at rest.	Targets: 11 IPSC Targets , 1 IPSC Plates, 1 IPSC Popper
	Start-Stop: Audible - Last Shot



Stage 2	SCORING
<b>START POSITION:</b> Standing relaxed at left or right marker. Gun is loaded and Holster.	Scoring : 24 rds. 120 points
<b>STAGE PROCEDURE:</b> On signal, engage all targets. Note: Popper PP1 activate swinger T4. Popper PP2 activate swinger T8. Swinger Target will be visible when at	Targets: 11 IPSC Targets , 2 IPSC Poppers
	Start-Stop: Audible - Last Shot



**Stage 3****SCORING**

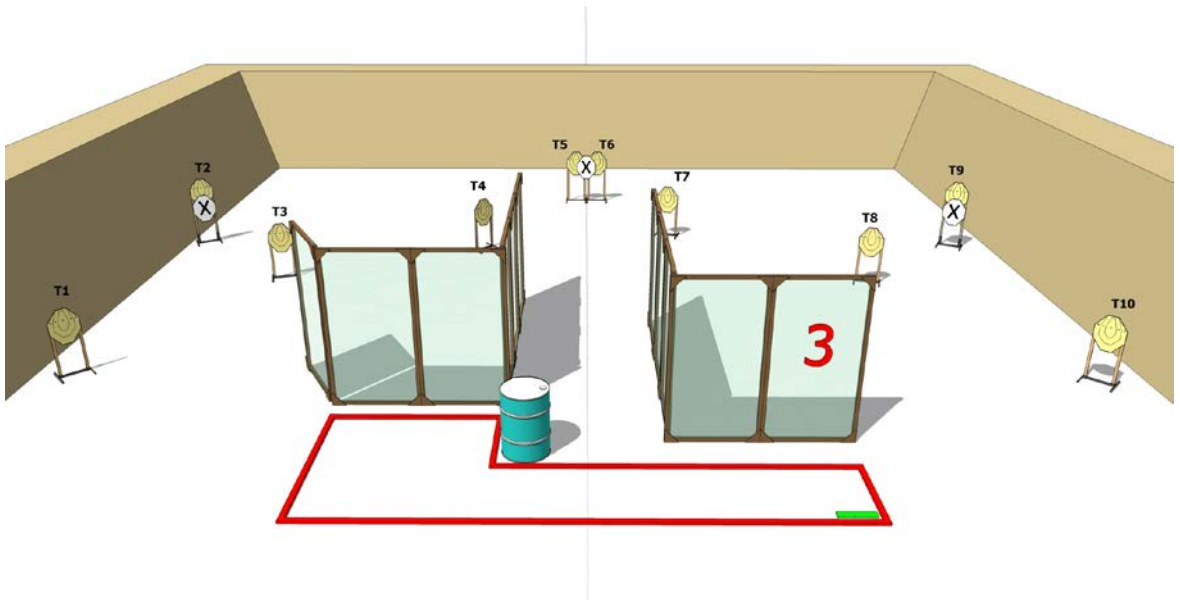
**START POSITION:** Standing relaxed at marker. Gun is loaded and holster.

Scoring : 20 rds. 100 points

**STAGE PROCEDURE:** On signal, engage all targets.

Targets: 10 IPSC Targets

Start-Stop: Audible - Last Shot

**Stage 4****SCORING**

**START POSITION:** Standing relaxed at marker. Gun is loaded and Holster.

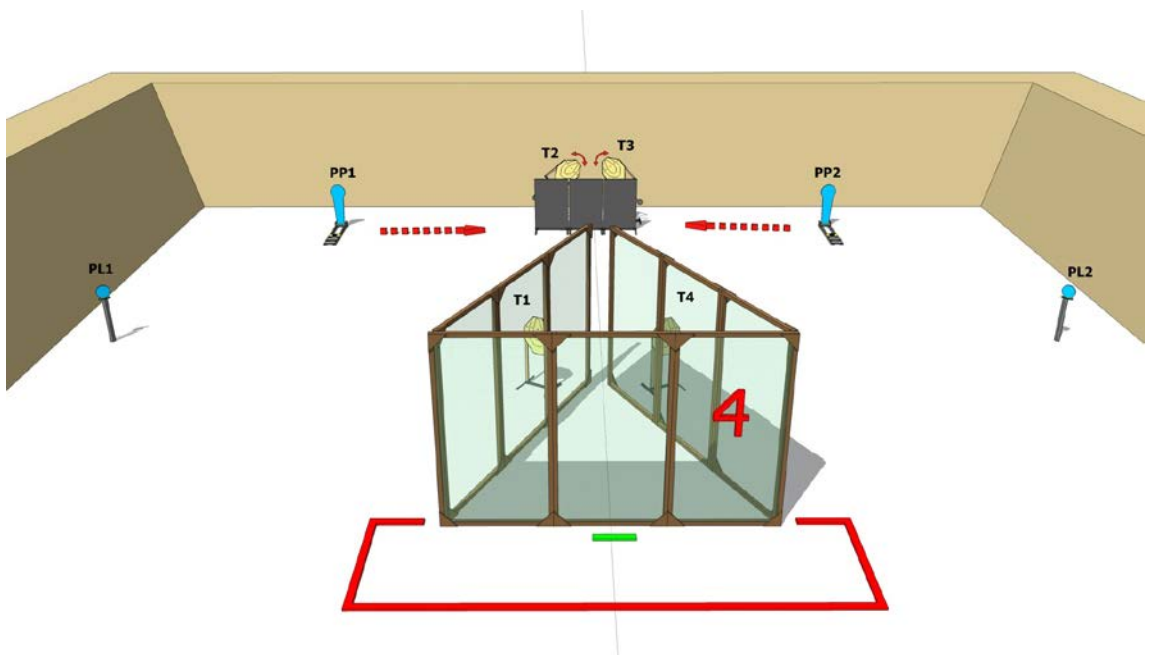
Scoring : 12 rds. 60 points

**STAGE PROCEDURE:** On signal, engage all targets.

Note: Popper PP1 activate swinger T2. Popper PP2 activate swinger T3. Swinger Target will be visible when at

Targets: 4 IPSC Targets , 2 IPSC Plates, 2 IPSC Poppers

Start-Stop: Audible - Last Shot



**Stage 5****SCORING**

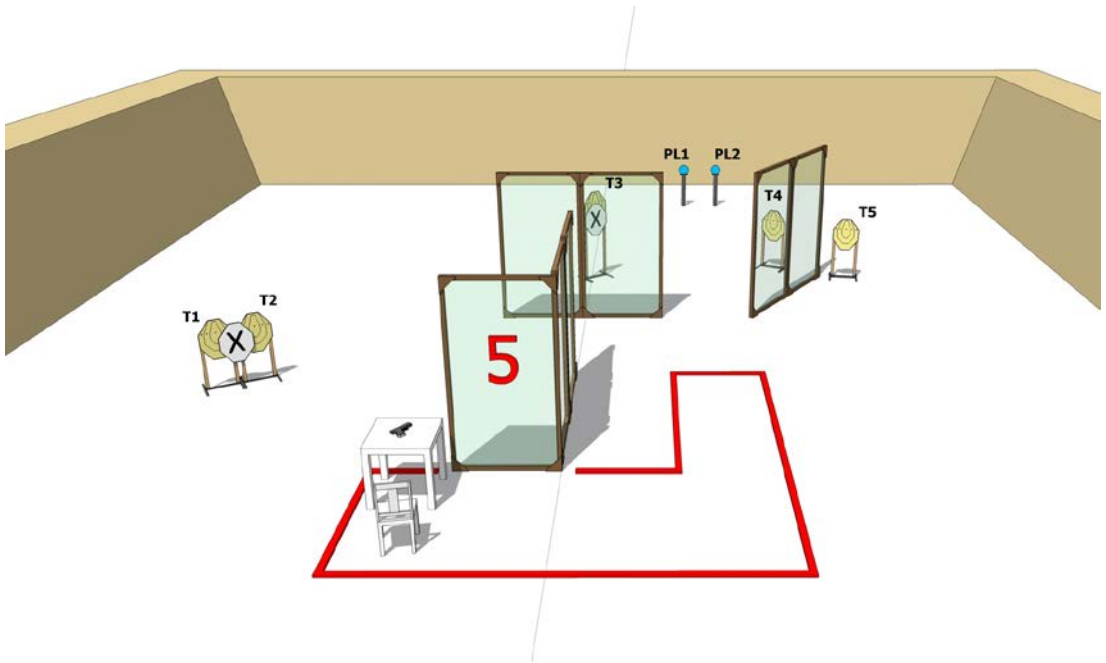
**START POSITION:** Sitting on the Chair. Gun is chamber empty magazine inserted and place on the table.

Scoring : 12 rds. 60 points

**STAGE PROCEDURE:** On signal, engage all targets.

Targets: 5 IPSC Targets ,2 IPSC Plates

Start-Stop: Audible - Last Shot

**Stage 6****SCORING**

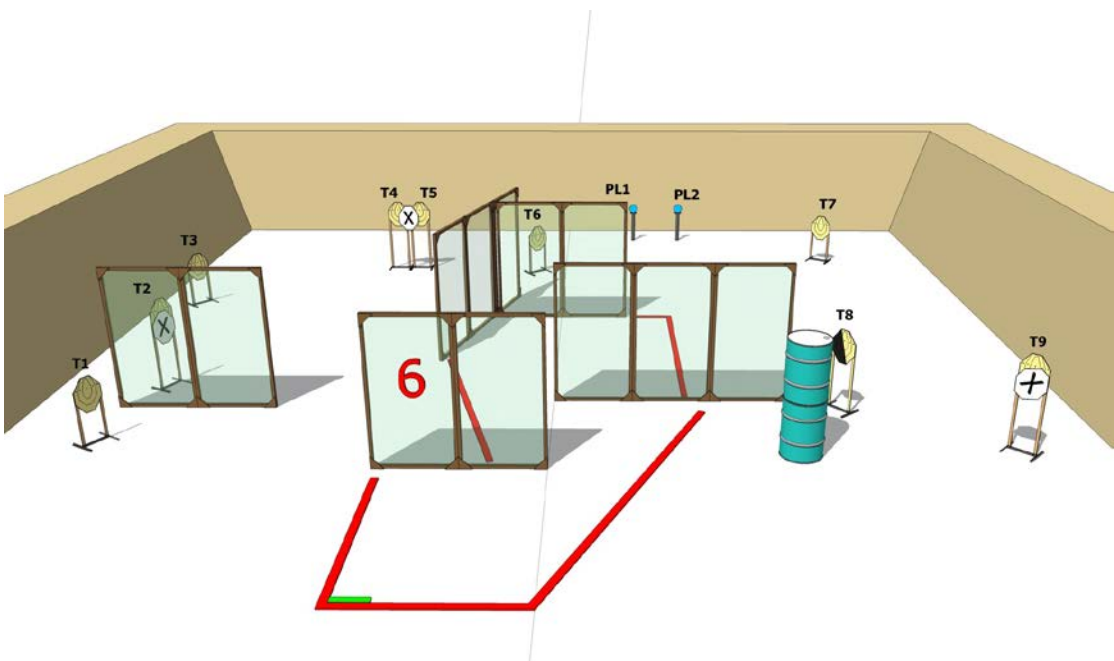
**START POSITION:** Standing relaxed at marker. Gun is loaded and Holster.

Scoring : 20 rds. 100 points

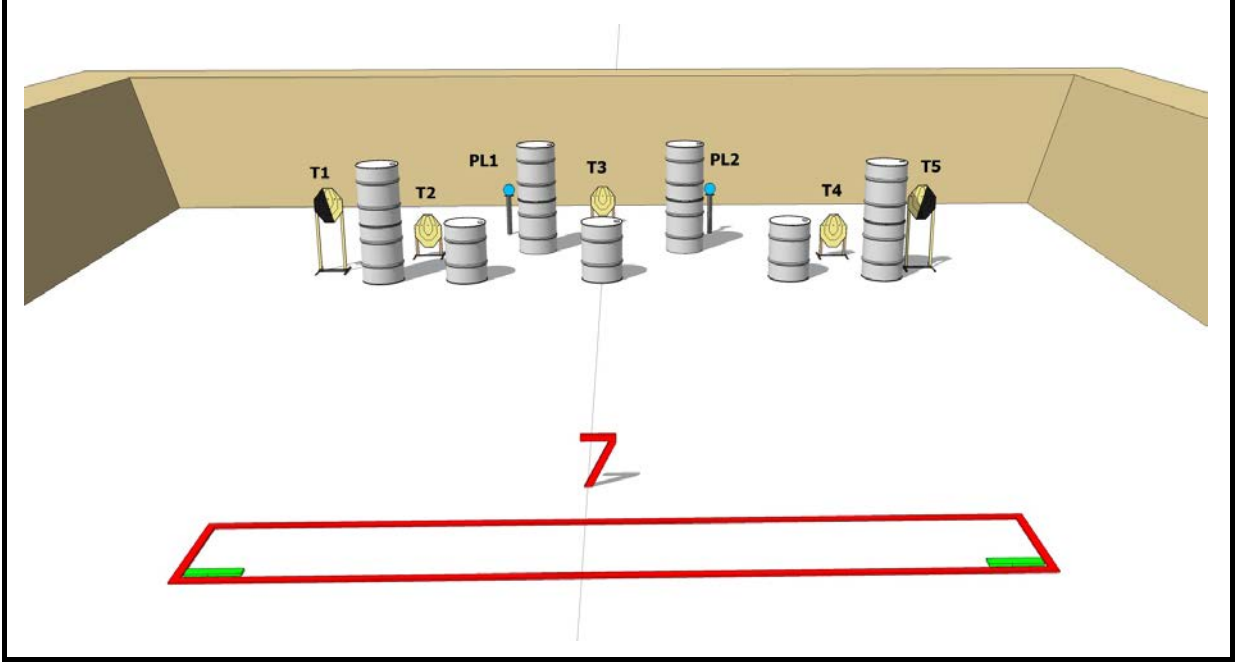
**STAGE PROCEDURE:** On signal, engage all targets.

Targets: 9 IPSC Targets , 2 IPSC Poppers.

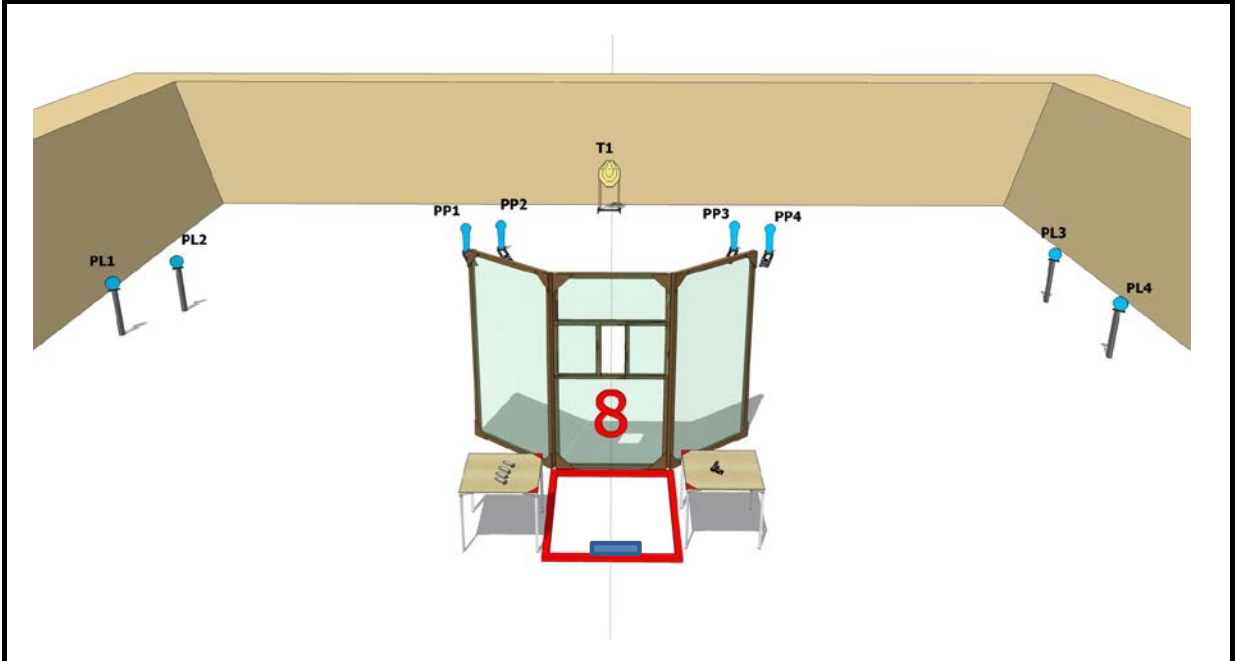
Start-Stop: Audible - Last Shot



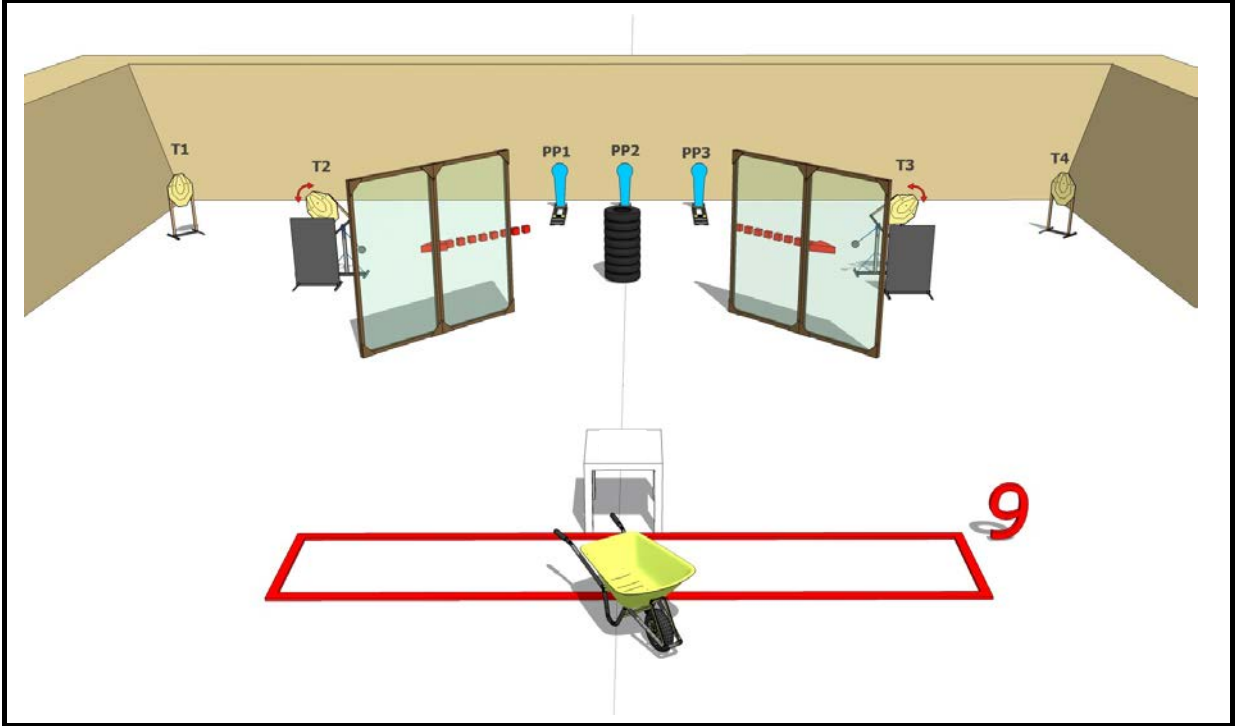
Stage 7	SCORING	
<b>START POSITION:</b> Standing relaxed at left or right marker. Gun is loaded and Holster.	Scoring :	12 rds. 60 points
<b>STAGE PROCEDURE:</b> On signal, Engage all targets.	Targets:	5 IPSC Targets , 2 IPSC Plates.
	Start-Stop:	Audible - Last Shot



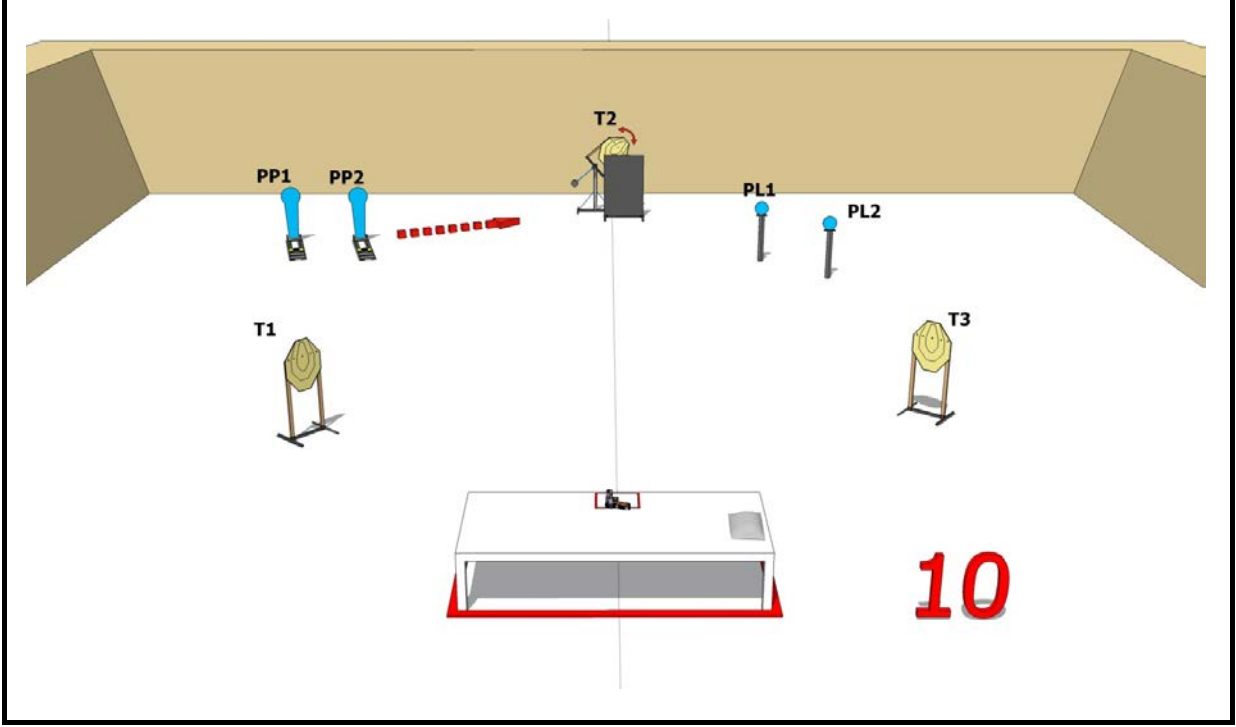
Stage 8	SCORING	
<b>START POSITION:</b> Standing relaxed at marker. Gun is unloaded and place on table. All use magazine place on another table.	Scoring :	10 rds. 50 points
<b>STAGE PROCEDURE:</b> On signal, engage all targets.	Targets:	1 IPSC Targets , 4 IPSC Plates, 4 IPSC Poppers
	Start-Stop:	Audible - Last Shot



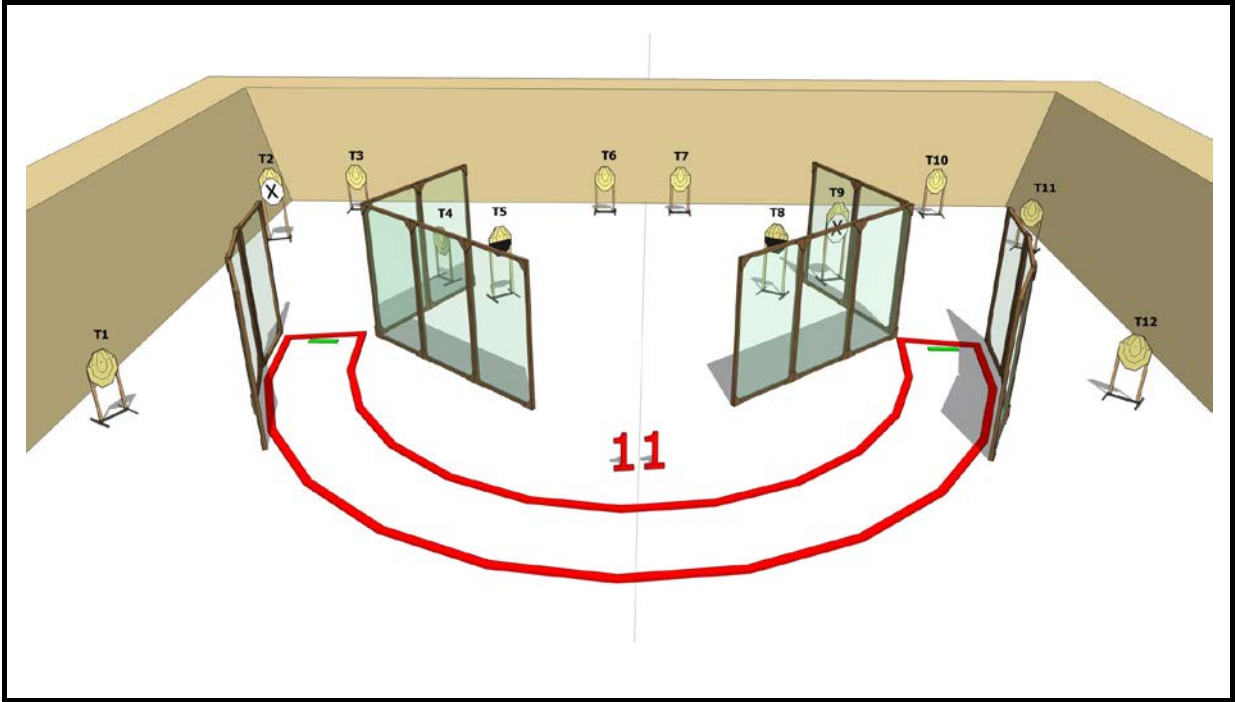
Stage 9	SCORING
<b>START POSITION:</b> Standing relaxed at marker, Both Hand hold the Cart Handle facing uprage. Gun is loaded and holster.	Scoring : 11 rds. 55 points
<b>STAGE PROCEDURE:</b> On signal, engage all targets. Note: Popper PP1 activate swinger T2. Popper PP3 activate swinger T3. Swinger Target will be visible when at	Targets: 4 IPSC Targets , 3 IPSC Poppers.
	Start-Stop: Audible - Last Shot



Stage 10	SCORING
<b>START POSITION:</b> Laying down on bed. Gun is unload and place in the box.	Scoring : 10 rds. 50 points
<b>STAGE PROCEDURE:</b> On signal, Engage all targets. Note: Popper PP2 activate swinger T2. Swinger Target will be visible when at rest.	Targets: 3 IPSC Target , 4 IPSC Plates
	Start-Stop: Audible - Last Shot
	Penalties: Procedural -10 No Shoot -10 Miss -10

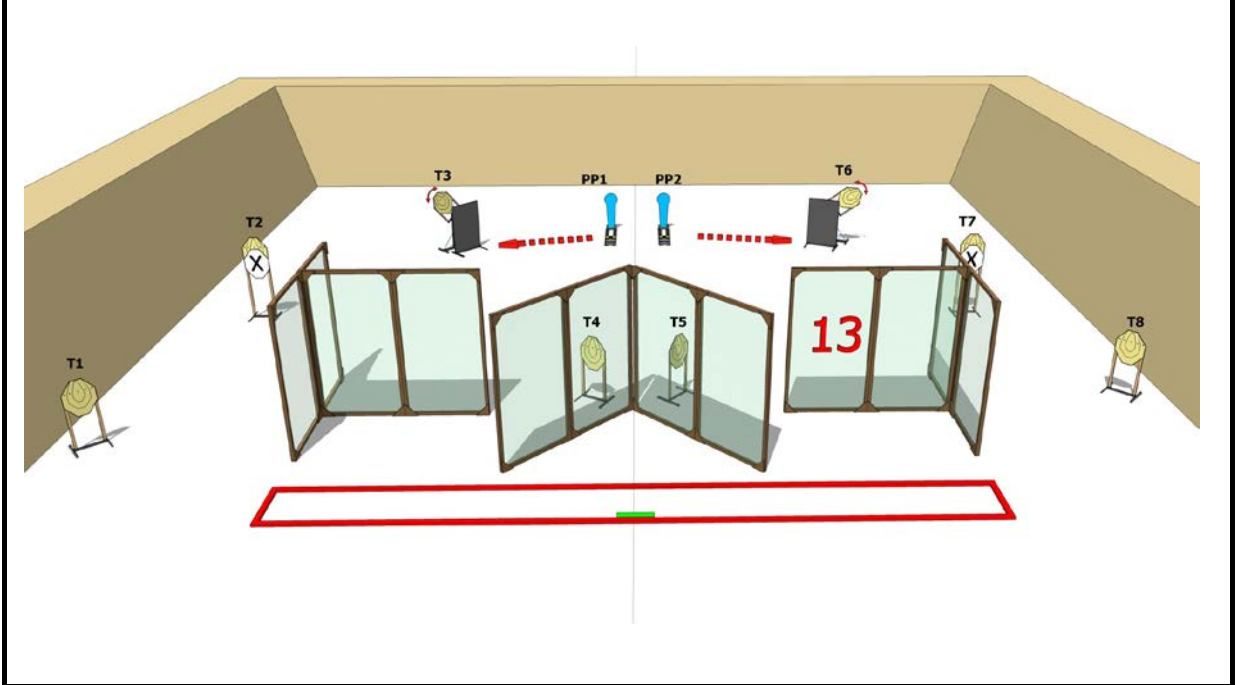


Stage 11	SCORING	
<b>START POSITION:</b> Standing relaxed at left or right marker. Gun is loaded and Holster.	Scoring :	24 rds. 120 points
<b>STAGE PROCEDURE:</b> On signal, Engage all targets.	Targets:	12 IPSC Targets.
	Start-Stop:	Audible - Last Shot



**Noted: Stage 12 is Chronograph**

Stage 13	SCORING	
<b>START POSITION:</b> Standing relaxed at marker. Gun is loaded and Holster.	Scoring :	18 rds. 90 points
<b>STAGE PROCEDURE:</b> On signal, engage all targets. Note: Popper PP1 activate swinger T3. Popper PP2 activate swinger T6. Swinger Target will be visible when at	Targets:	8 IPSC Targets , 2 IPSC Poppers
	Start-Stop:	Audible - Last Shot

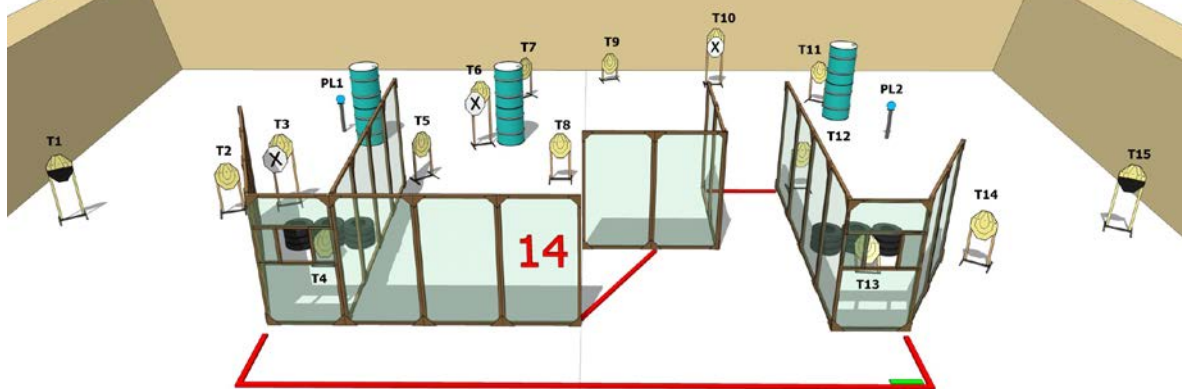


**Stage 14****START POSITION:** Standing relaxed at marker. Gun is loaded and holster.**STAGE PROCEDURE:** On signal, Engage all targets.**SCORING**

Scoring : 32 rds. 160 points

Targets: 15 IPSC Targets , 2 IPSC Plates

Start-Stop: Audible - Last Shot

**Stage 15****START POSITION:** Standing relaxed at marker. Gun is loaded and holster.**STAGE PROCEDURE:** On signal, Engage all targets.**SCORING**

Scoring : 32 rds. 160 points

Targets: 15 IPSC Targets , 2 IPSC Plates

Start-Stop: Audible - Last Shot

