

1

SCORING

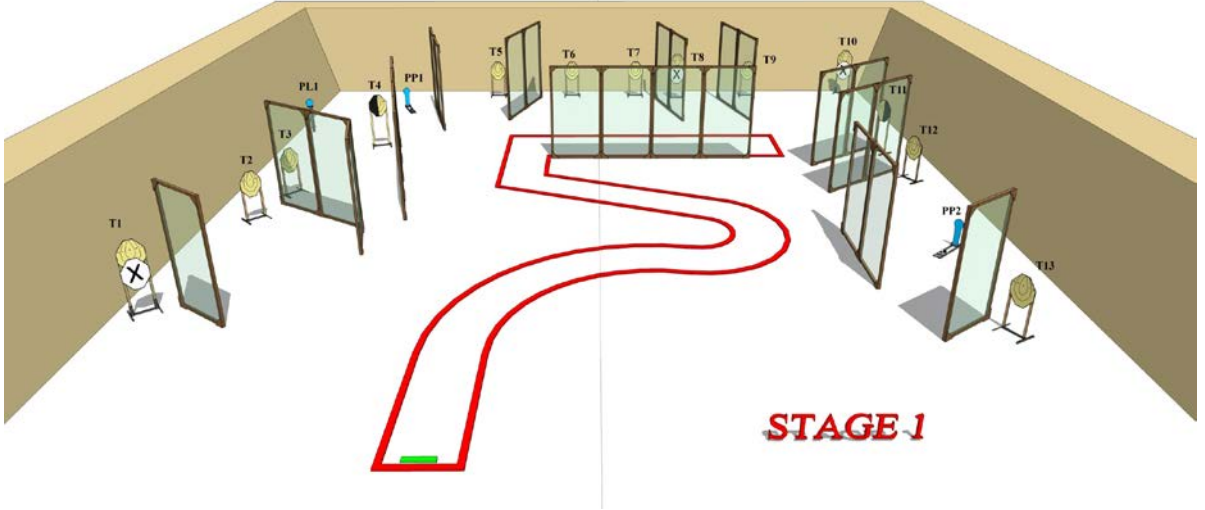
START POSITION: Standing relaxed at marker. Gun is loaded and Holster.

Scoring : 29 rds. 145 points

STAGE PROCEDURE: On signal, engage all targets.

Targets: 13 IPSC Targets , 1 Plates, 2 Poppers

Start: Audible



2

SCORING

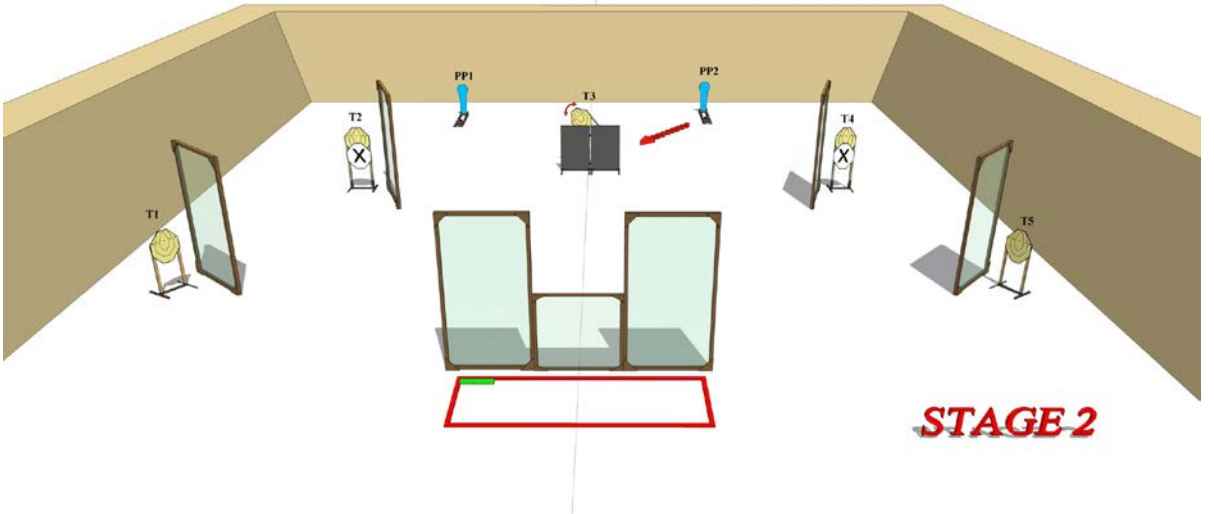
START POSITION: Standing relaxed at marker. Gun is loaded and Holster.

Scoring : 12 rds. 60 points

STAGE PROCEDURE: On signal, engage all targets. Note: Popper PP2 activate swinger T3. Swinger Target will be visible when at rest.

Targets: 5 IPSC Targets , 2 Poppers

Start: Audible



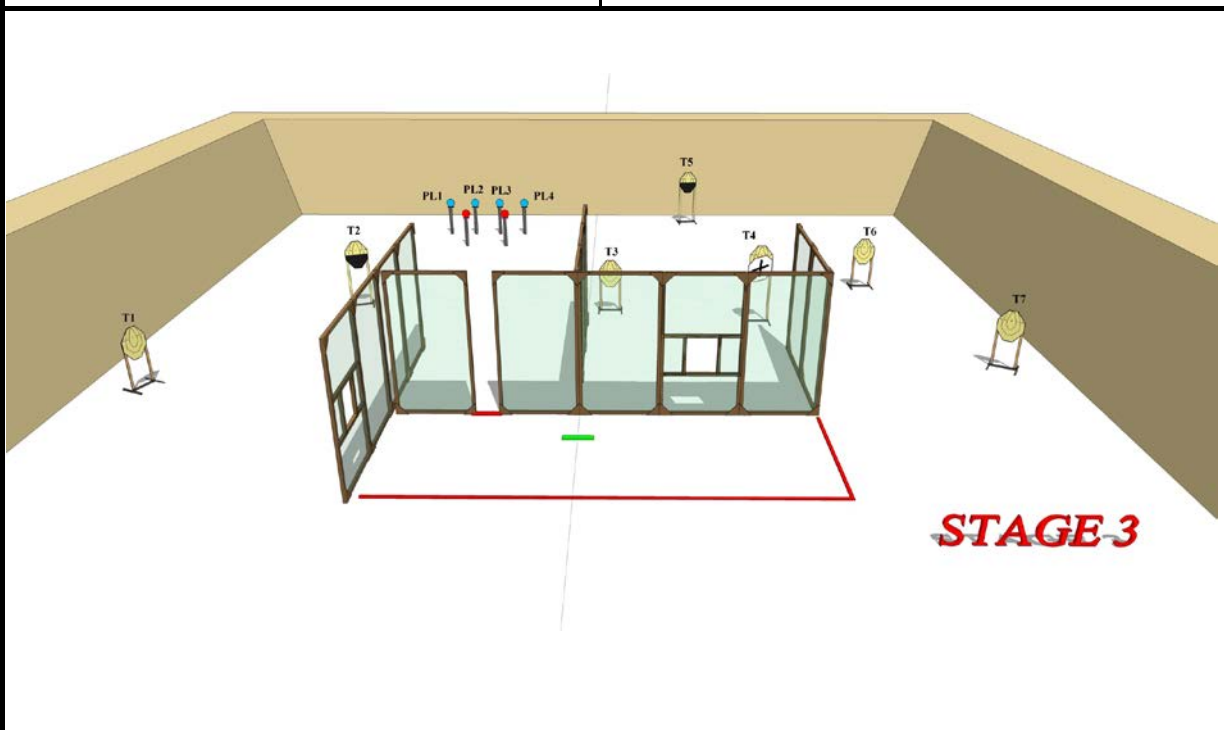
3**SCORING****START POSITION:** Standing relaxed at marker. Gun is loaded and Holster.

Scoring : 18 rds. 90 points

STAGE PROCEDURE: On signal, engage all targets.

Targets: 7 IPSC Targets , 4 Plates

Start: Audible

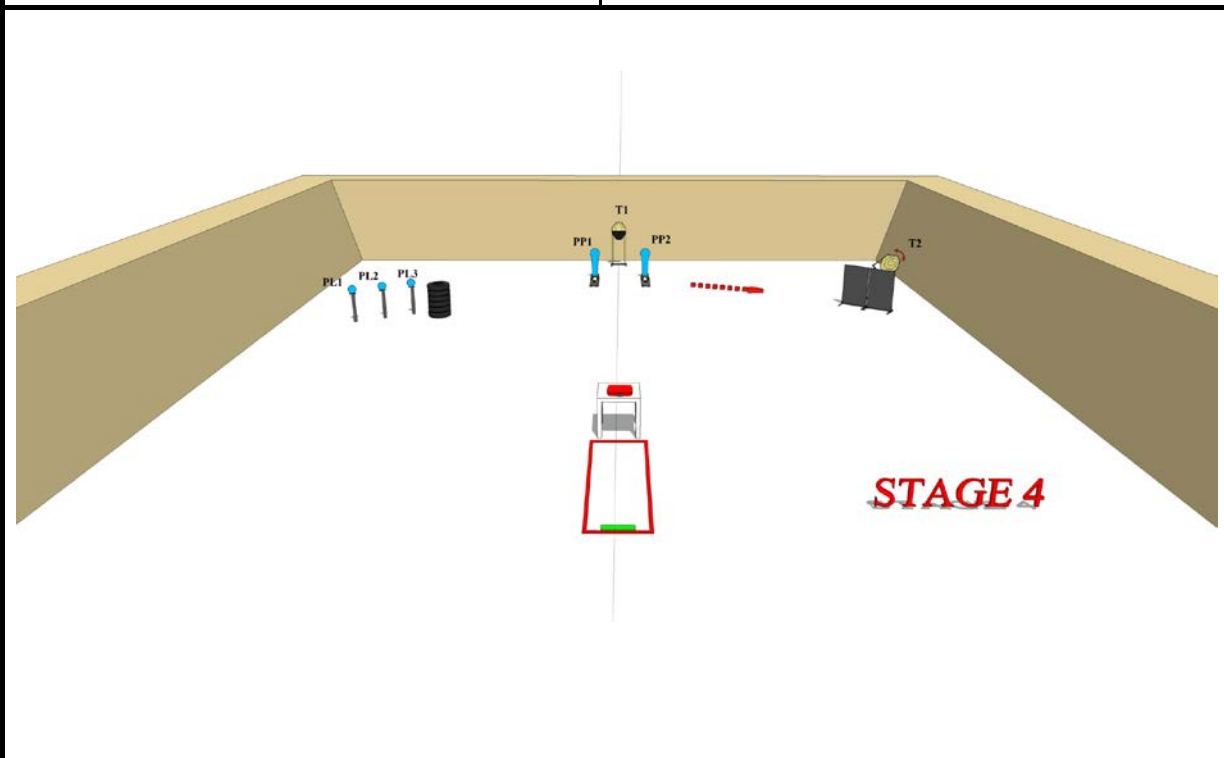
**4****SCORING****START POSITION:** Standing relaxed at marker. Gun is loaded with chamber empty and place inside the bag on the table.

Scoring : 9 rds. 45 points

STAGE PROCEDURE: On signal, engage all targets. Note: Popper PP2 activate swinger T2. Swinger Target will be visible when at rest.

Targets: 2 IPSC Targets , 2 Poppers, 3 Plates

Start: Audible



5

SCORING

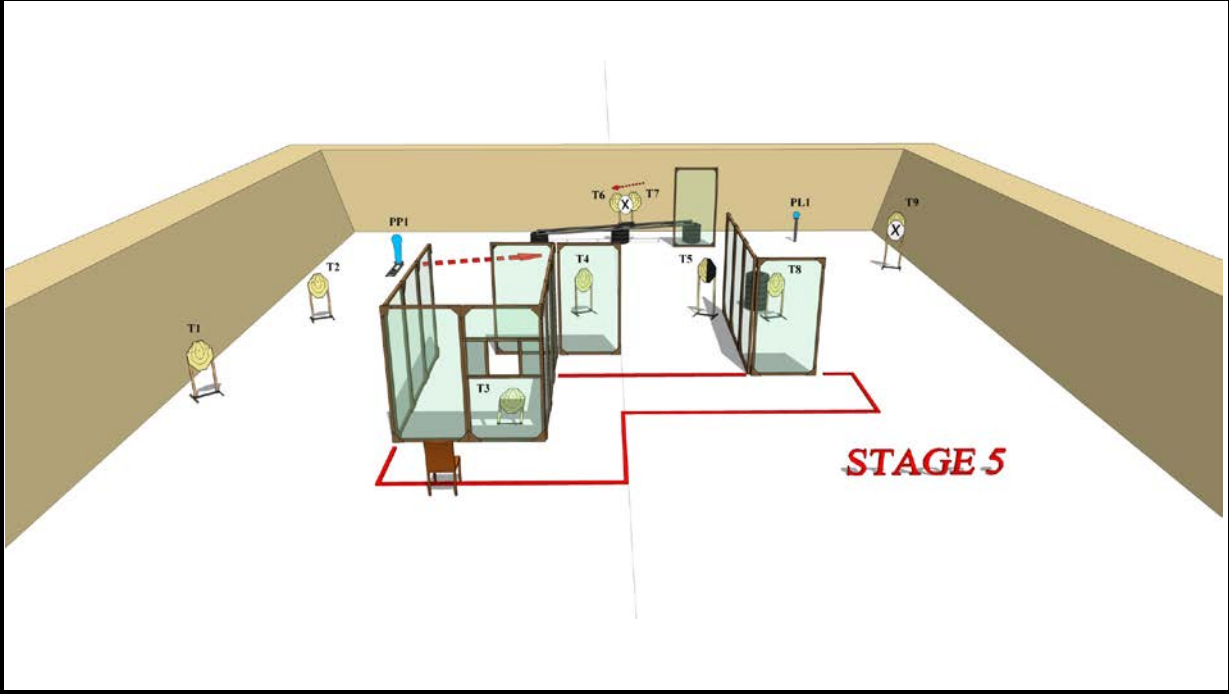
START POSITION: Sitting on the Chair, Both Hand Touch knees, Gun is loaded with Chamber Empty and Holster.

Scoring : 20 rds. 100 points

STAGE PROCEDURE: On signal, Engage all targets.
Note: Popper PP1 activate moving targets T6 and T7.
Moving Targets will be visible when at rest.

Targets: 9 IPSC Targets , 1 Plates, 1 Poppers.

Start: Audible



STAGE 5

6

SCORING

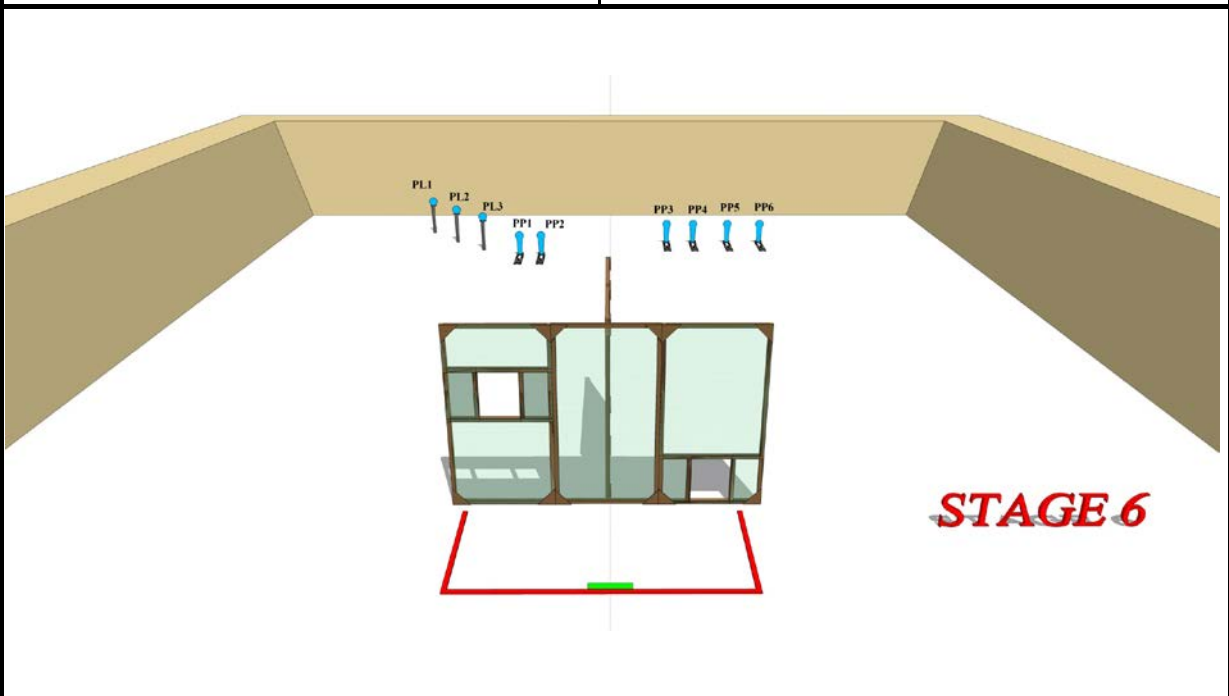
START POSITION: Standing relaxed at marker. Gun is loaded and Holster.

Scoring : 9 rds. 45 points

STAGE PROCEDURE: On signal, engage all targets.

Targets: 6 Poppers, 3 Plates

Start: Audible



STAGE 6

7**SCORING**

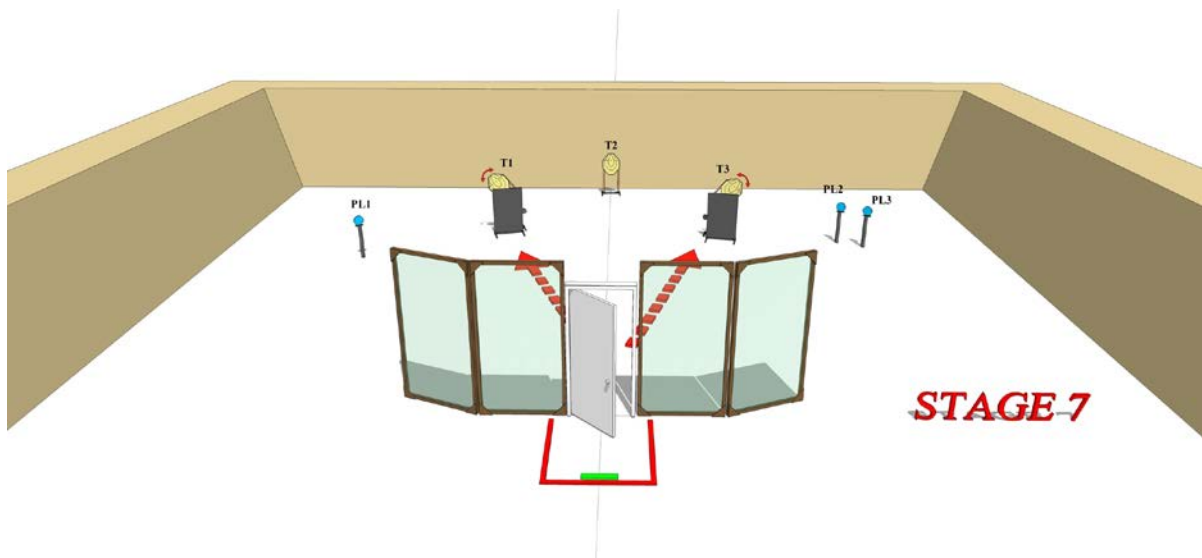
START POSITION: Standing relaxed at marker. Gun is loaded and Holster.

Scoring : 9 rds. 45 points

STAGE PROCEDURE: On signal, Engage all targets.
Note: Door activate swinger T1 and T2. Swinger Targets will be visible when at rest.

Targets: 3 IPSC Targets , 3 Plates.

Start: Audible

**8****SCORING**

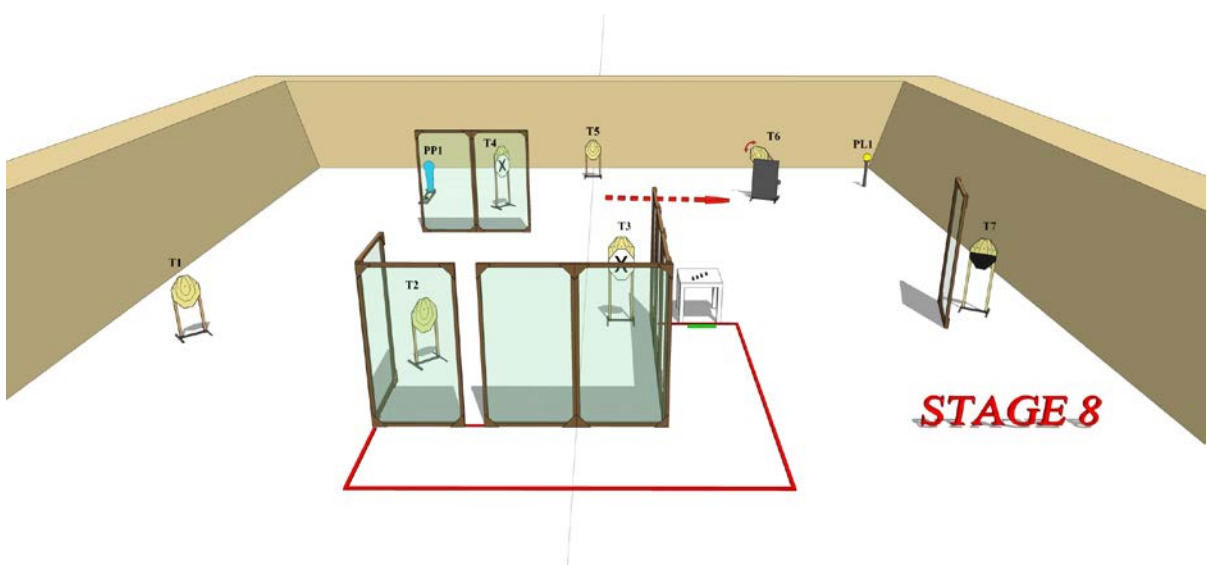
START POSITION: Standing relaxed at marker. Gun is unloaded, all magazines place on table.

Scoring : 16 rds. 80 points

STAGE PROCEDURE: On signal, engage all targets. Note: Popper PP1 activate swinger T6. Swinger Targets will be visible when at rest.

Targets: 7 IPSC Targets , 1 Poppers, 1 Plates

Start: Audible



9

SCORING

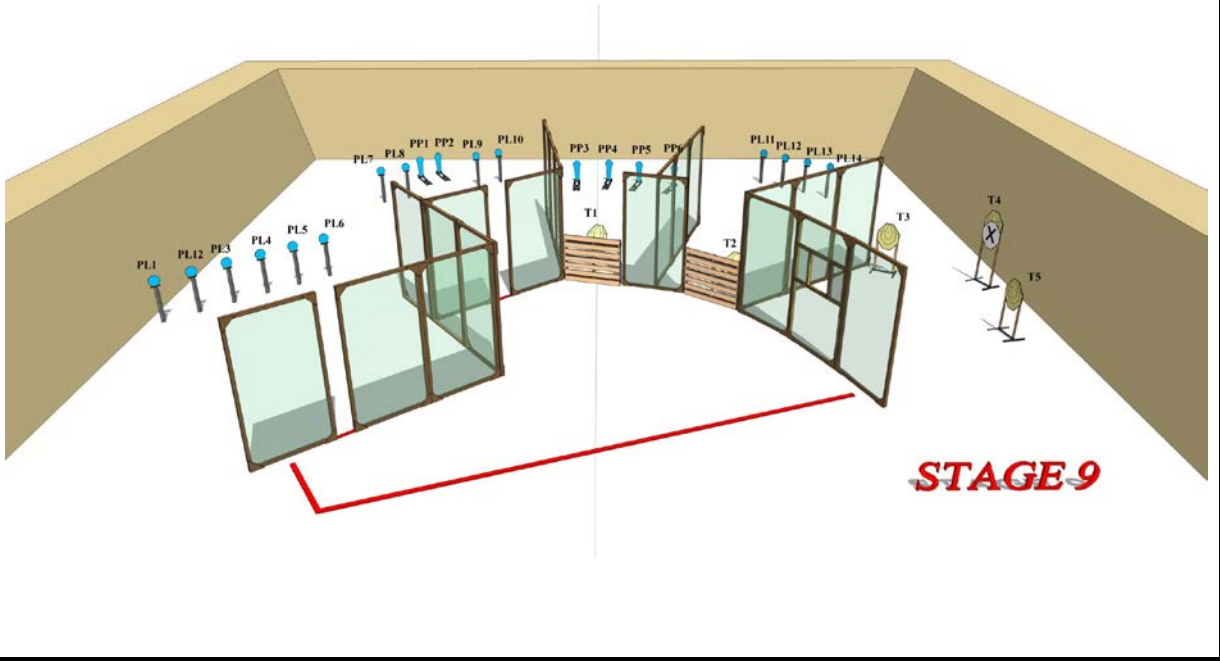
START POSITION: Standing relaxed at marker. Gun is loaded and Holster.

Scoring : 30 rds. 150 points

STAGE PROCEDURE: On signal, Engage all targets.

Targets: 5 IPSC Targets , 6 Poppers, 14 Plates.

Start: Audible



STAGE 9

10

SCORING

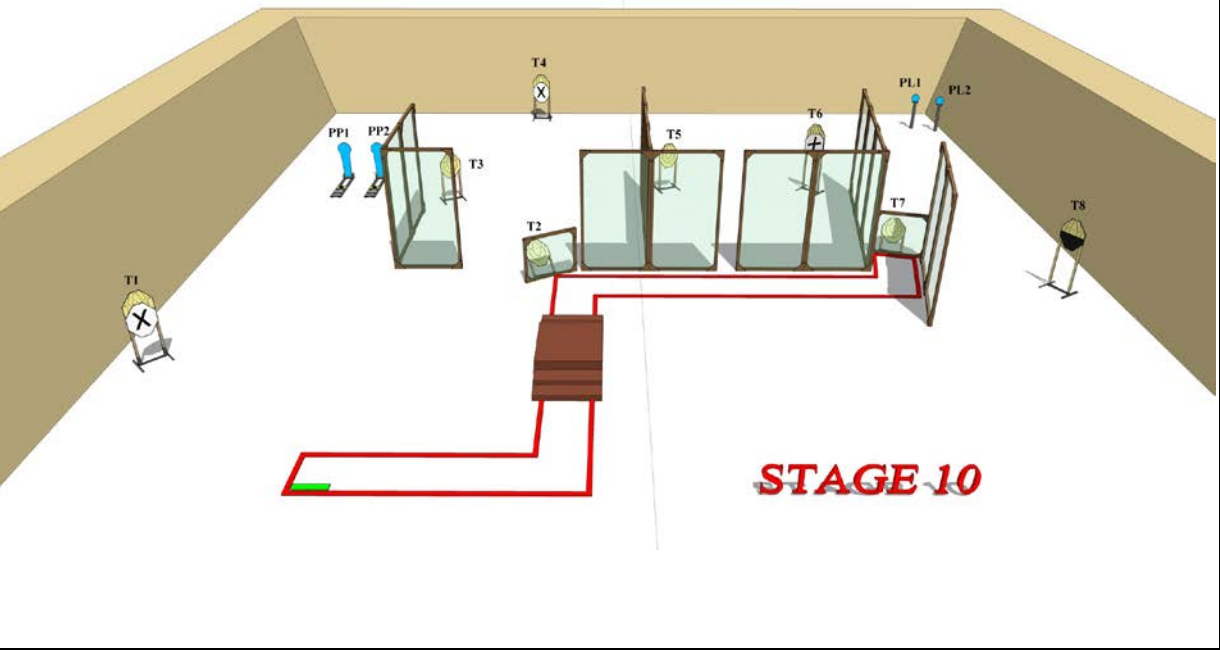
START POSITION: Standing relaxed at marker. Gun is loaded and Holster.

Scoring : 20 rds. 100 points

STAGE PROCEDURE: On signal, Engage all targets.

Targets: 8 IPSC Target , 2 Poppers, 2 Plates

Start: Audible



STAGE 10

11**SCORING**

START POSITION: Standing relaxed at marker. Gun is loaded and Holster.

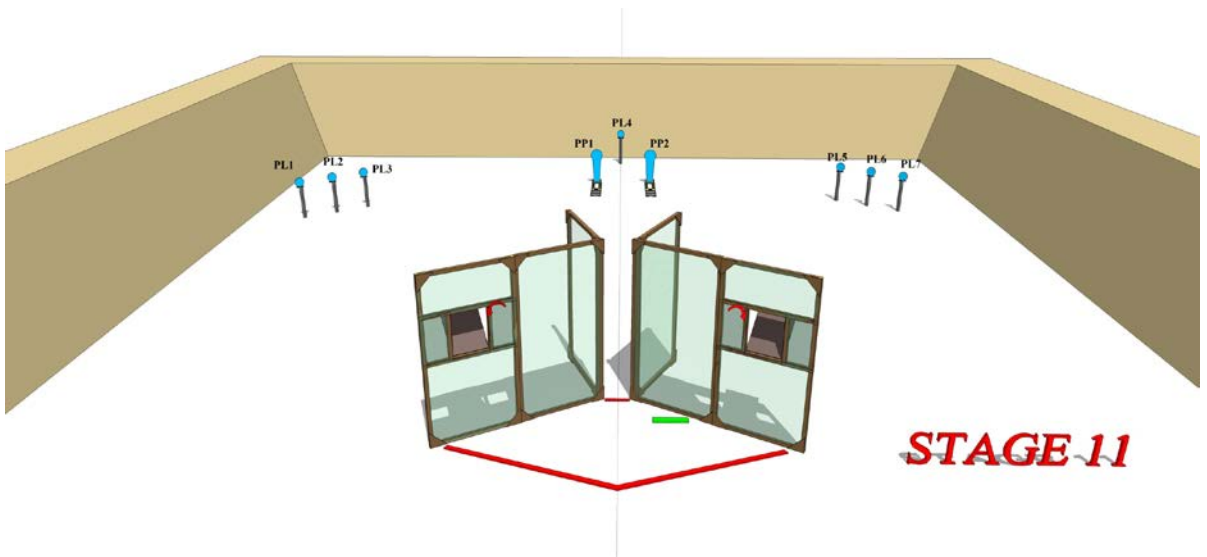
Scoring : 9 rds. 45 points

STAGE PROCEDURE: On signal, Engage all targets.

Targets: 2 Poppers, 7 Plates

Note: Use hand push to open the window, Window will stay open after push.

Start: Audible

**STAGE 11****12****SCORING**

START POSITION: Standing relaxed at marker. Gun is loaded and Holster. Weak Hand holding briefcase.

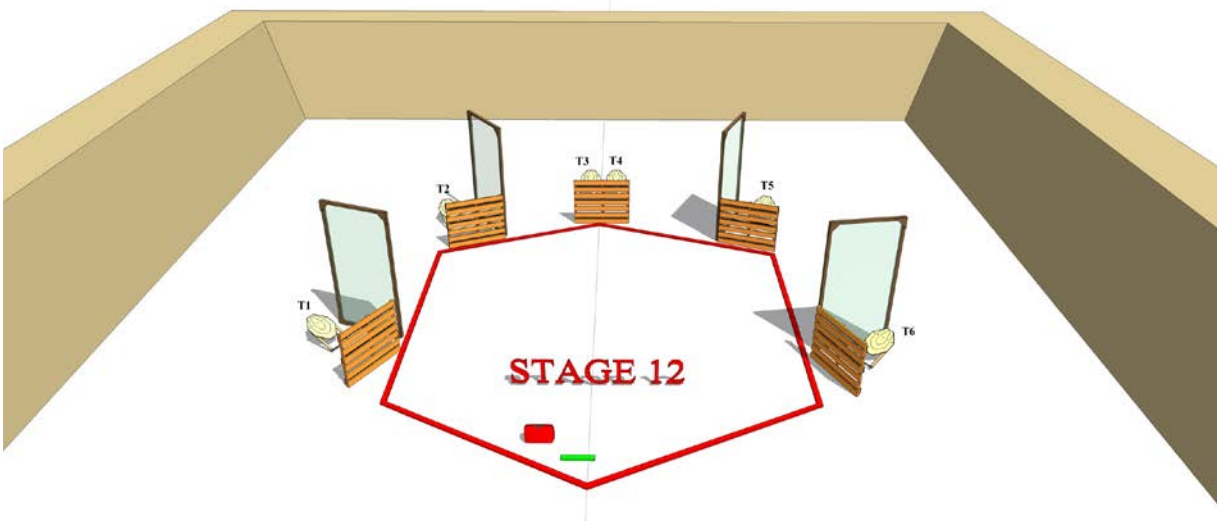
Scoring : 12 rds. 60 points

STAGE PROCEDURE: On signal, Engage all targets.

Targets: 6 IPSC Targets

Note: Weak hand must hold briefcase at all time while shooting.

Start: Audible

**STAGE 12**

13**SCORING**

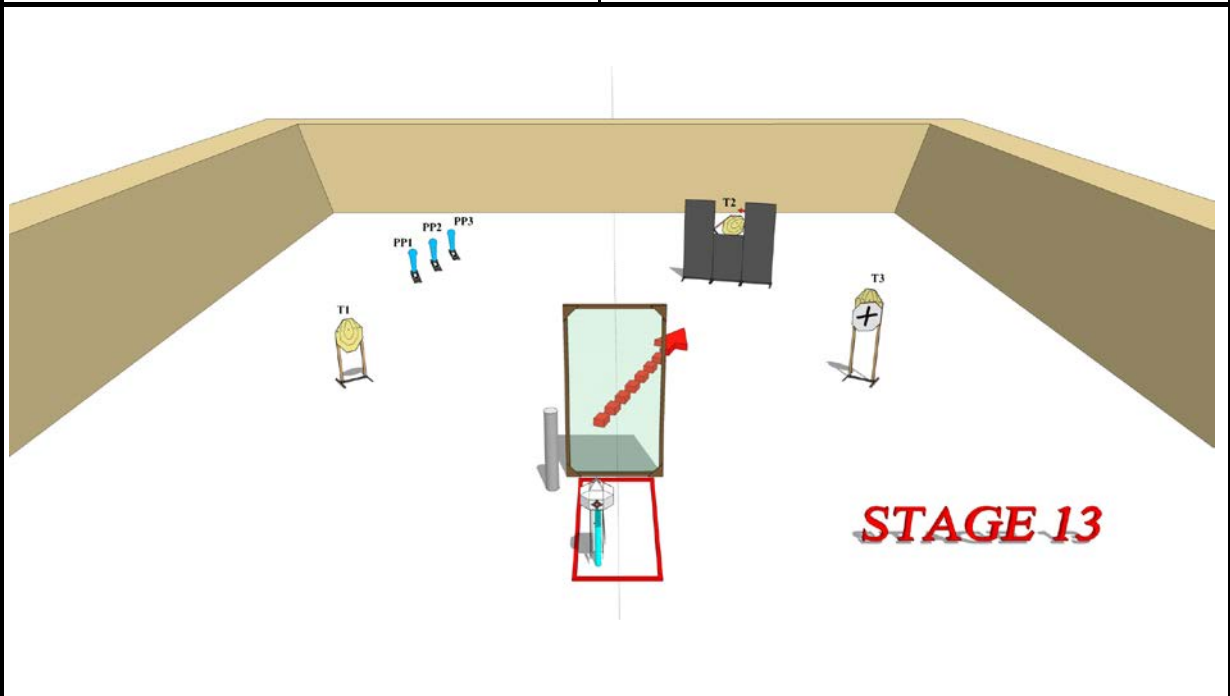
START POSITION: Standing relaxed at marker. Gun is loaded and holstered. Strong hand holding the Lamp.

STAGE PROCEDURE: On signal, Place lamp on the stand and Engage all targets. Note: Lamp stand Activate Swinger T2. Swinger Target will be visible when at rest.

Scoring : 9 rds. 45 points

Targets: 2 IPSC Targets , 3 Poppers

Start: Audible

**14****SCORING**

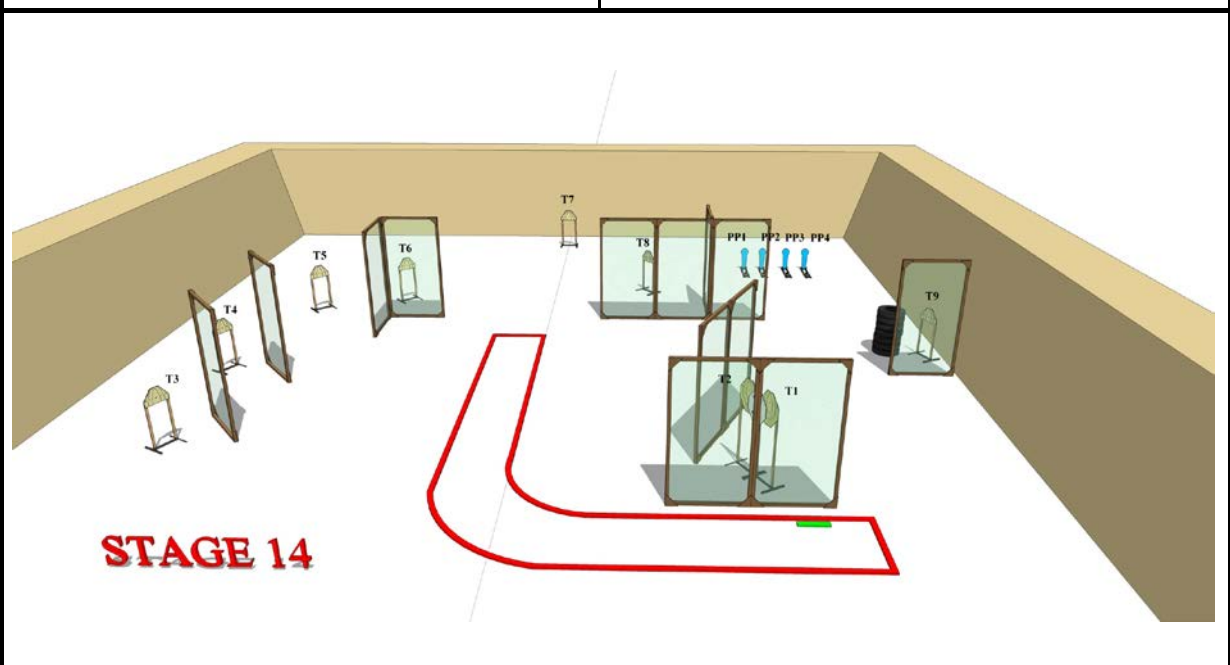
START POSITION: Standing relaxed at marker. Gun is loaded and holstered.

Scoring : 22 rds. 110 points

STAGE PROCEDURE: On signal, Engage all targets.

Targets: 9 IPSC Targets , 4 Poppers

Start: Audible



15

SCORING

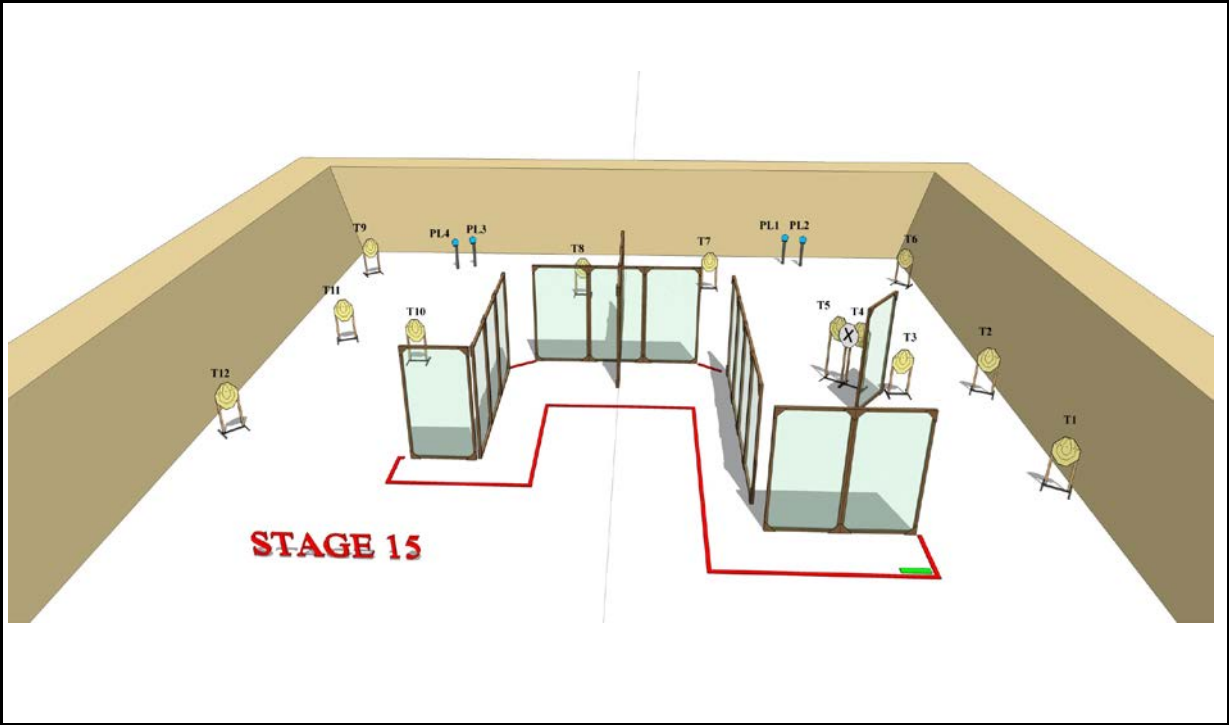
START POSITION: Standing relaxed at marker. Gun is loaded and holster.

Scoring : 28 rds. 140 points

STAGE PROCEDURE: On signal, Engage all targets.

Targets: 12 IPSC Targets , 4 Plates

Start: Audible



16

SCORING

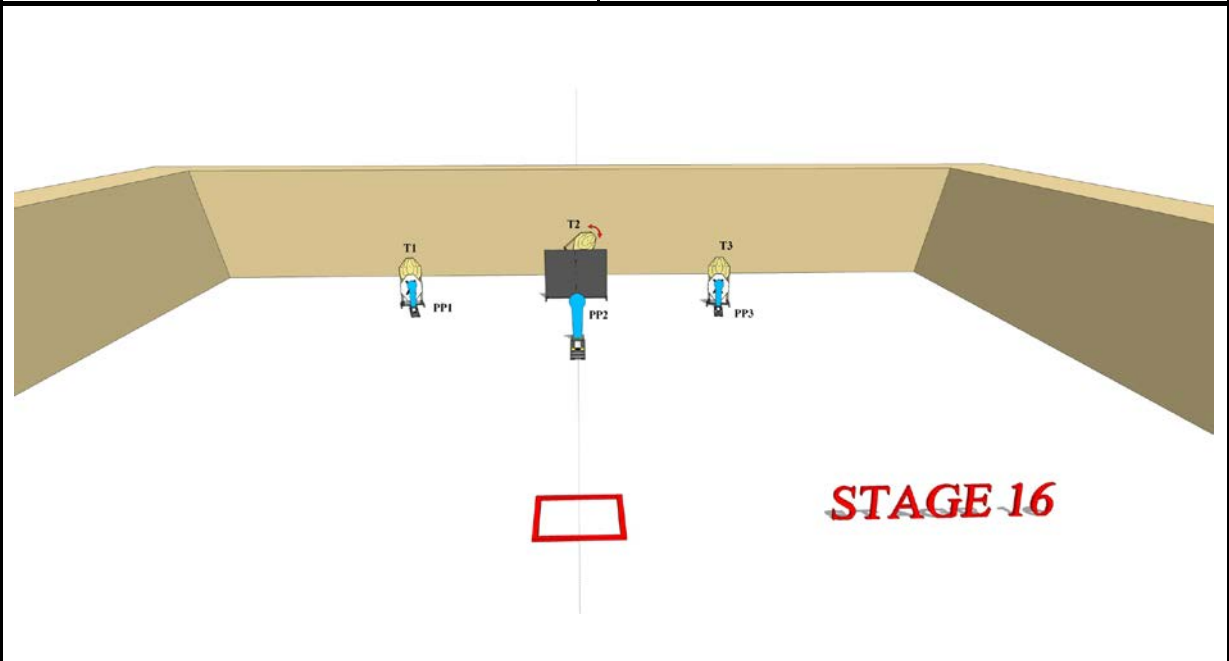
START POSITION: Standing relaxed in the box. Gun is loaded and holster.

Scoring : 9 rds. 45 points

STAGE PROCEDURE: On signal, Engage all targets.
Note: Popper PP2 Activate Swinger T2. Swinger Target will be visible when at rest.

Targets: 3 IPSC Targets ,3 Poppers

Start: Audible



17**SCORING**

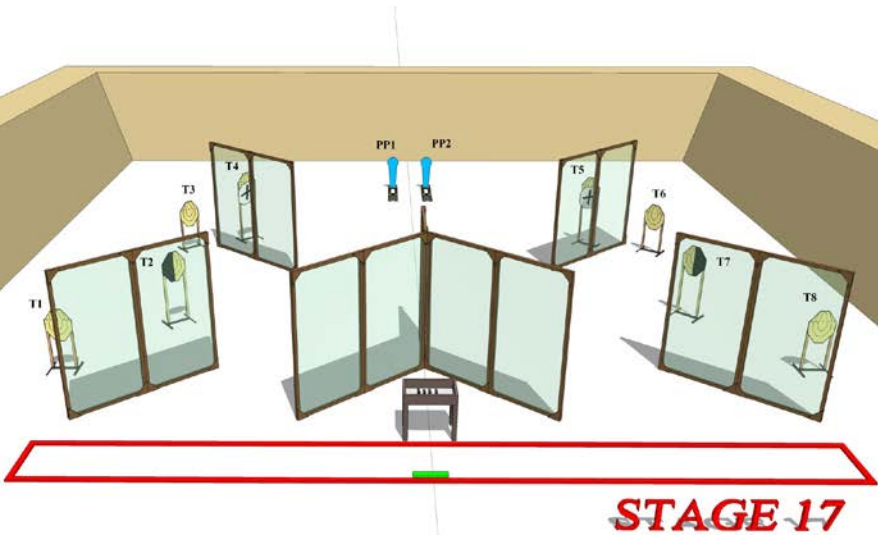
START POSITION: Standing relaxed at marker. Gun is unload and holster. All Magazines place on Table.

Scoring : 18 rds. 90 points

STAGE PROCEDURE: On signal, engage all targets. Note: Popper PP1 activate swinger T6. Swinger Targets will be visible when at rest.

Targets: 8 IPSC Targets , 2 Poppers

Start: Audible

**18****SCORING**

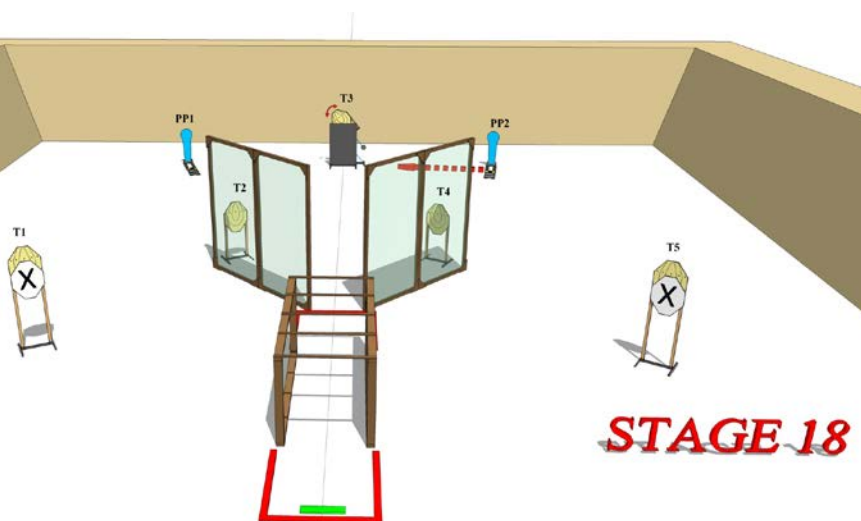
START POSITION: Standing relaxed at marker. Gun is loaded and holster.

Scoring : 12 rds. 60 points

STAGE PROCEDURE: On signal, engage all targets. Note: Popper PP2 activate swinger T3. Swinger Targets will be visible when at rest.

Targets: 5 IPSC Targets , 2 Poppers

Start: Audible



19**SCORING**

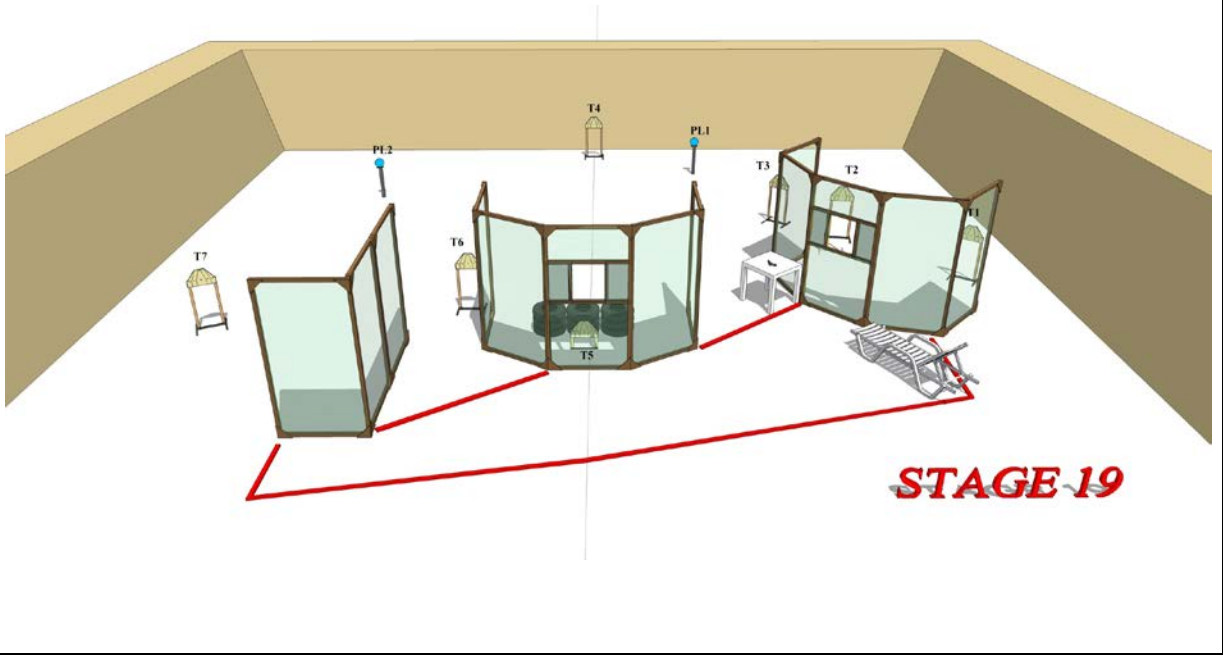
START POSITION: Laying down on the beach chair. Gun is loaded with chamber empty and place on table.

Scoring : 16 rds. 80 points

STAGE PROCEDURE: On signal, Engage all targets.

Targets: 7 IPSC Targets , 2 Plates

Start: Audible

**20****SCORING**

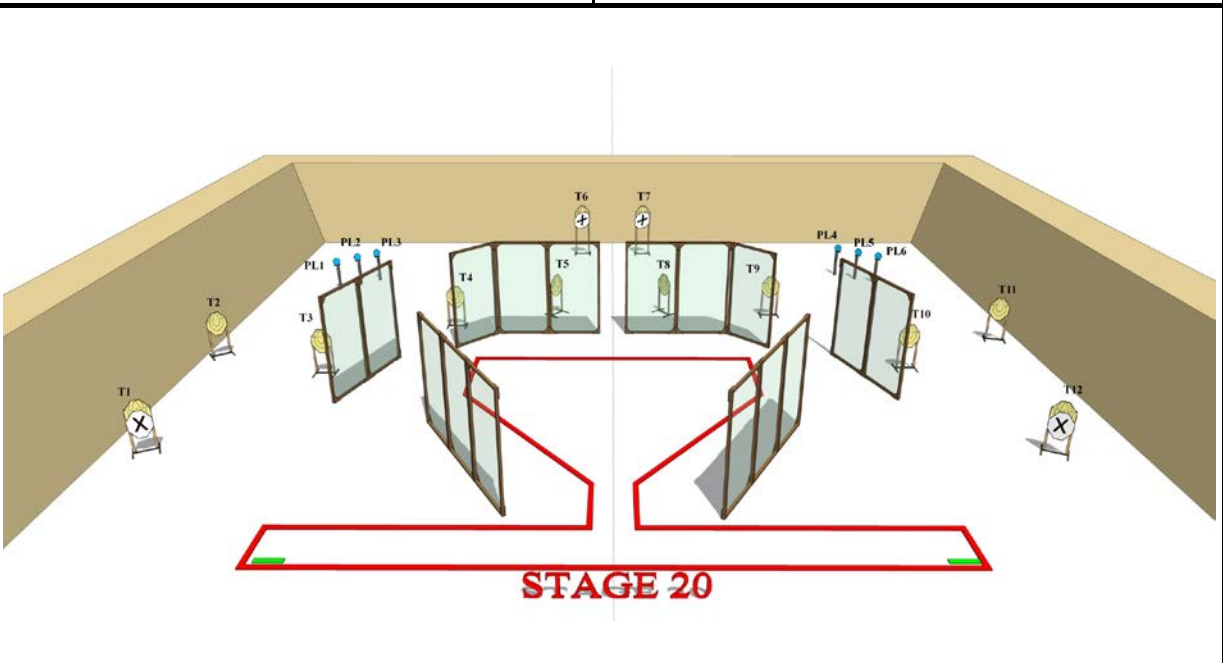
START POSITION: Standing relaxed at either left or right marker. Gun is loaded and holster.

Scoring : 30 rds. 150 points

STAGE PROCEDURE: On signal, Engage all targets.

Targets: 12 IPSC Targets , 6 Plates

Start: Audible



21**SCORING****START POSITION:** Standing relaxed at marker. Gun is loaded and holster.

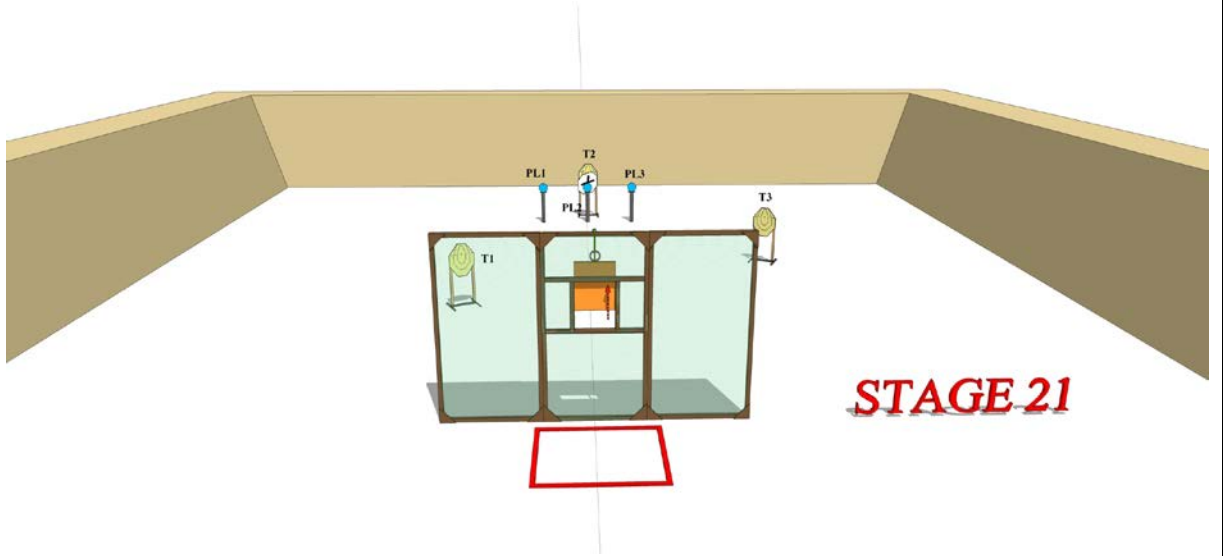
Scoring : 9 rds. 45 points

STAGE PROCEDURE: On signal, Engage all targets.

Targets: 3 IPSC Targets , 3 Plates

Note: Port will be open by pull the rope, Port will not stay open.

Start: Audible

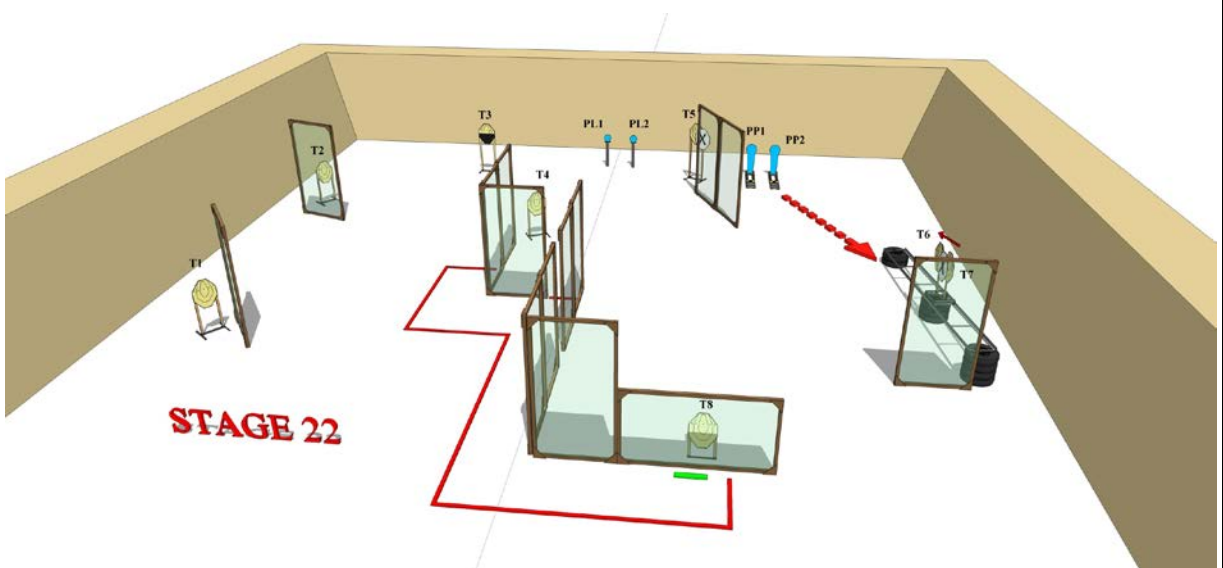
**22****SCORING****START POSITION:** Standing relaxed at marker. Gun is loaded and holster.

Scoring : 20 rds. 100 points

STAGE PROCEDURE: On signal, engage all targets. Note: Popper PP2 activate moving targets T6 and T7. Moving Targets will be visible when at rest.

Targets: 8 IPSC Targets , 2 Plates, 2 Poppers

Start: Audible



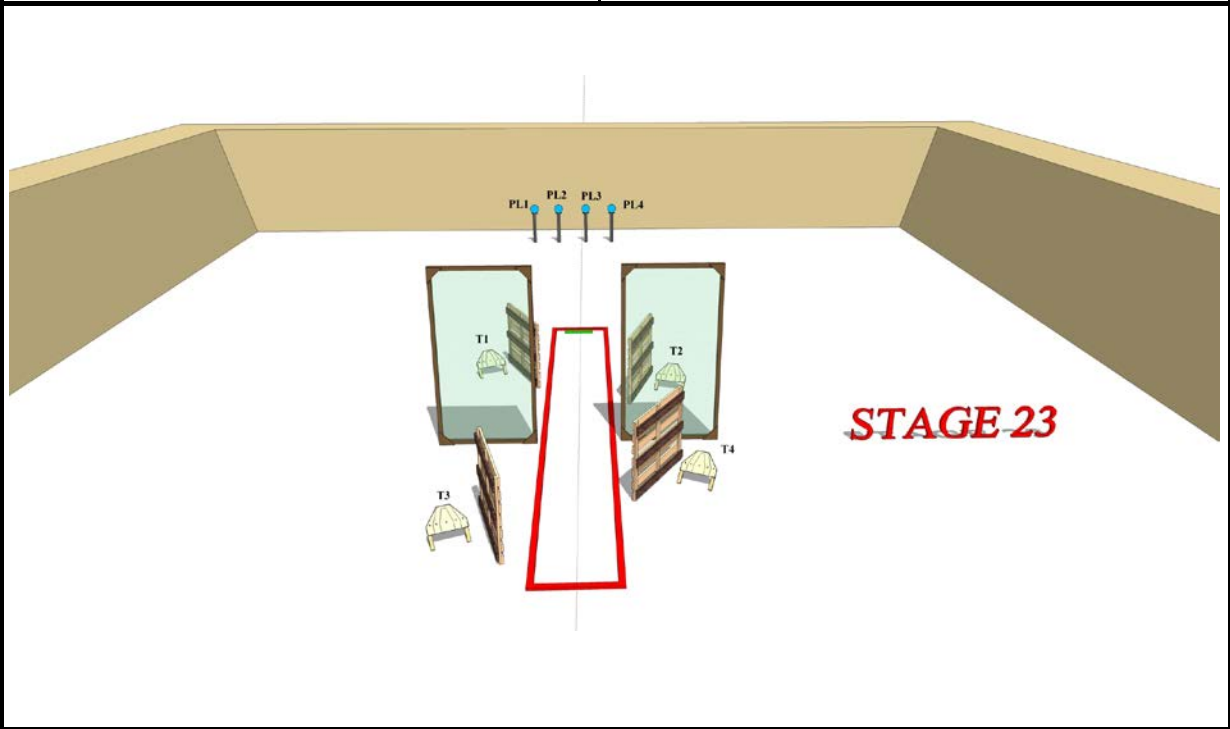
23**SCORING****START POSITION:** Standing relaxed at marker. Gun is loaded and holster.

Scoring : 12 rds. 60 points

STAGE PROCEDURE: On signal, Engage all targets.

Targets: 4 IPSC Targets , 4 Plates

Start: Audible

**24****SCORING****START POSITION:** Standing relaxed at marker. Gun is loaded and holster.

Scoring : 10 rds. 50 points

STAGE PROCEDURE: On signal, Engage all targets. Platform activate swinger T3. Swinger Targets will be visible when at rest.

Targets: 5 IPSC Targets

Start: Audible

