

1

START POSITION: Standing at marker. Gun is Option 1. Holding with both hand at hip level.

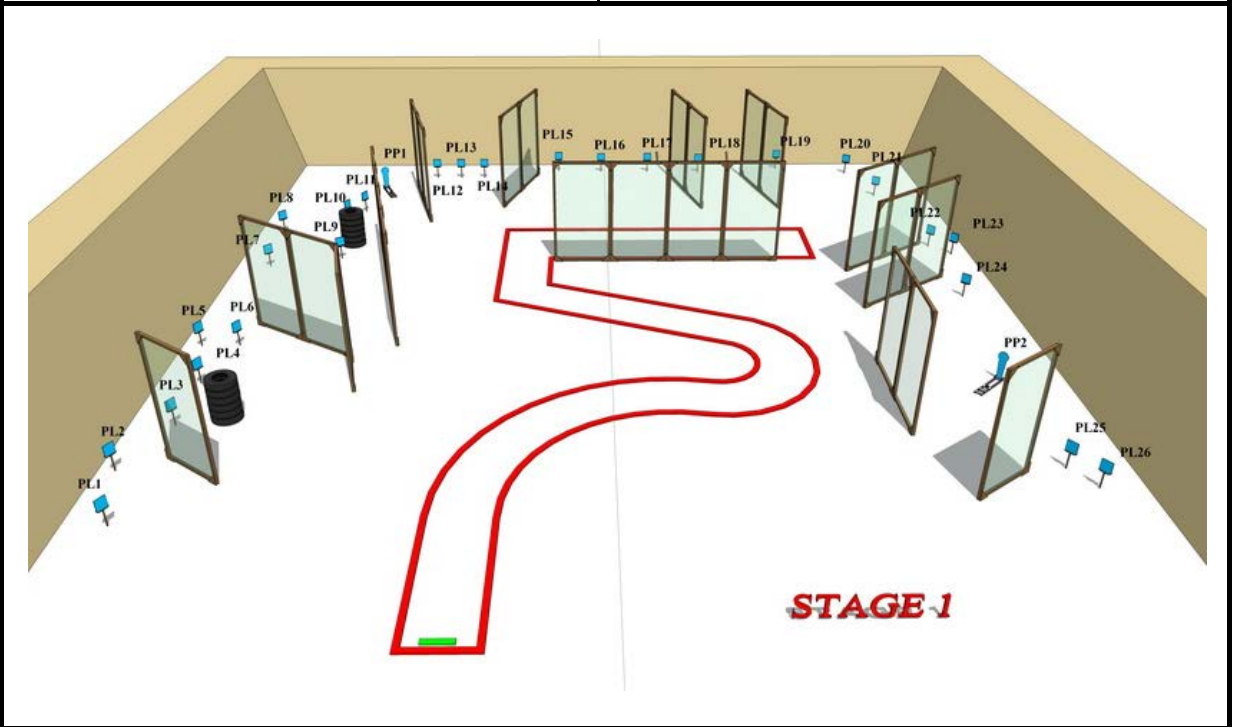
STAGE PROCEDURE: On signal, engage all targets.

SCORING

Scoring : Bird Shot 28 rds. 140 points

Targets: 26 Plates, 2 Poppers

Start: Audible

**2**

START POSITION: Standing at Left or Right marker. Gun is Option 1. Holding with both hand at hip level.

STAGE PROCEDURE: On signal, Engage all targets.

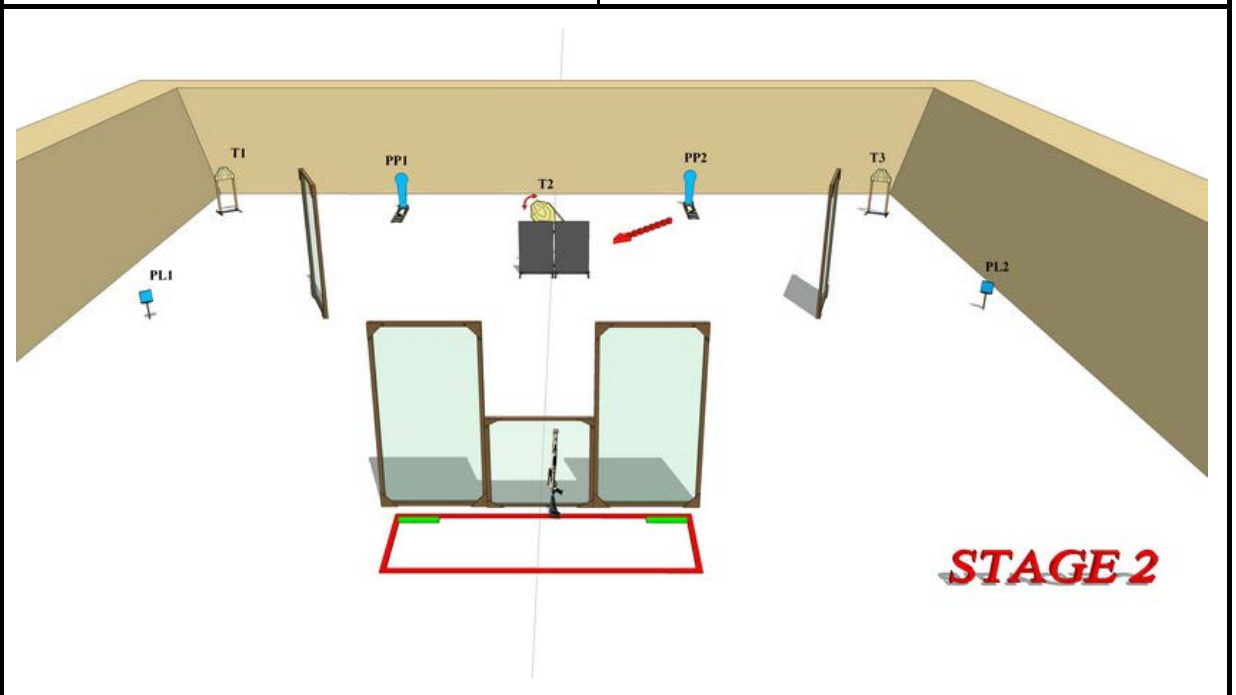
Note: Popper PP2 Activate Swinger T2. Swinger Target will be visible when at rest.

SCORING

Scoring : Buck Shot 7 rds. 50 points

Targets: 3 IPSC Targets, 2 Plates, 2 Poppers

Start: Audible



3

SCORING

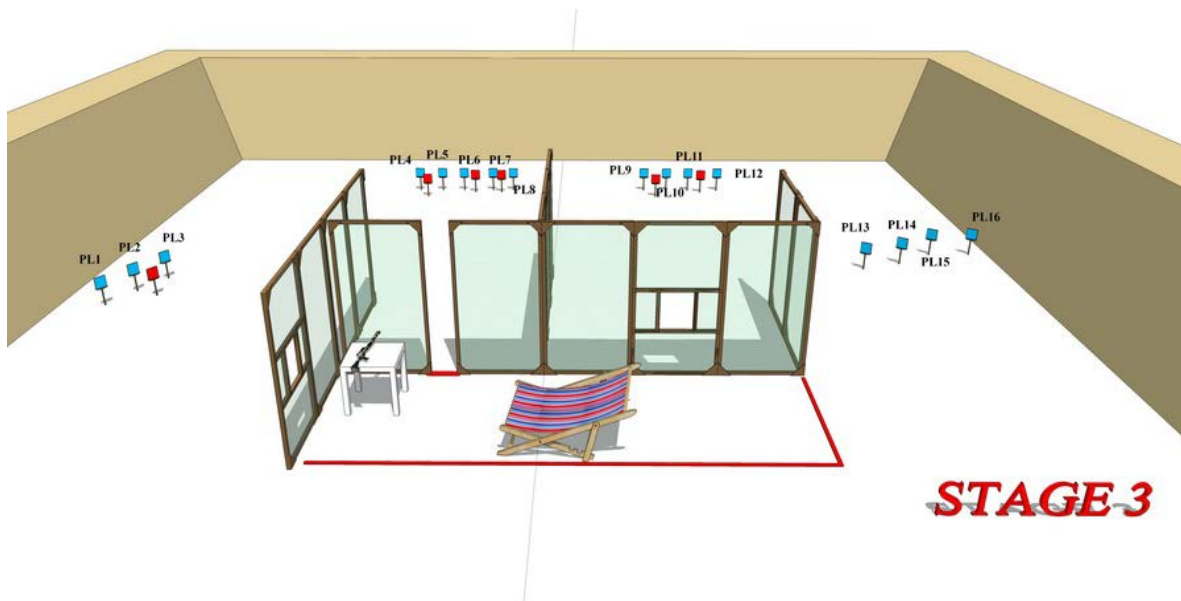
START POSITION: Laydown at the beach chair. Gun is option 3, place on table facing downrange.

Scoring : Bird Shot 16 rds. 80 points

STAGE PROCEDURE: On signal, engage all targets.

Targets: 16 Plates

Start: Audible



STAGE 3

4

SCORING

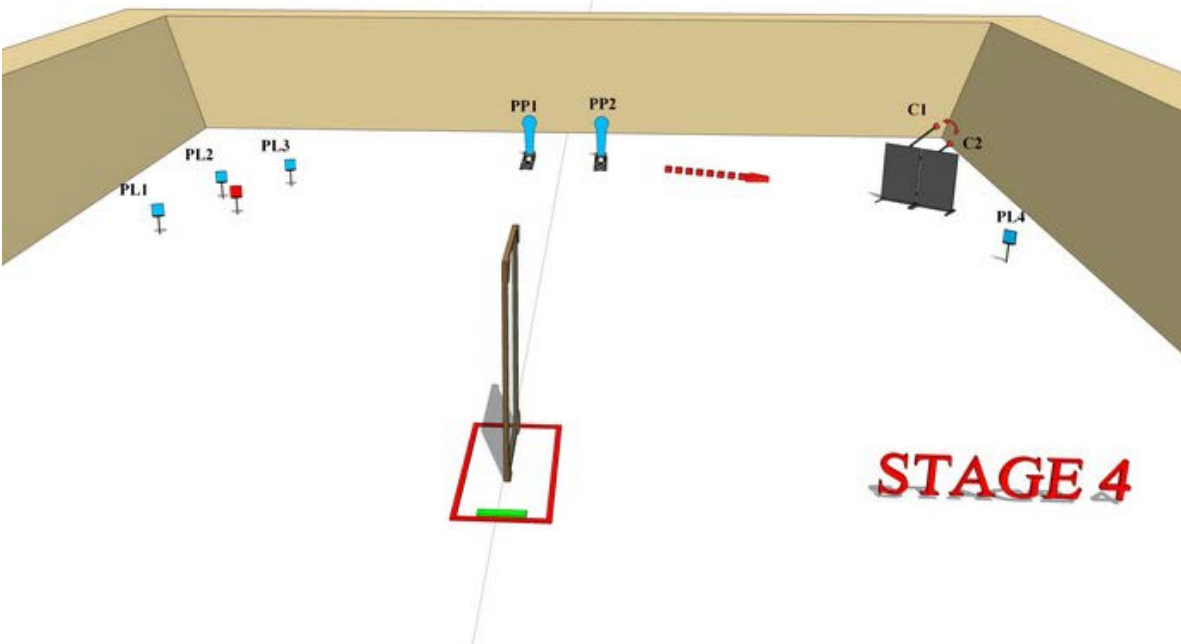
START POSITION: Standing at marker. Gun is Option 1. Holding with both hand at hip level.

Scoring : Bird Shot 8 rds. 40 points

STAGE PROCEDURE: On signal, engage all targets. Note: Popper PP2 activate swinger PL4 and PL5 (Clay). Swinger Target will be visible when at rest.

Targets: 6 Plates (2 Clays), 2 Poppers

Start: Audible



STAGE 4

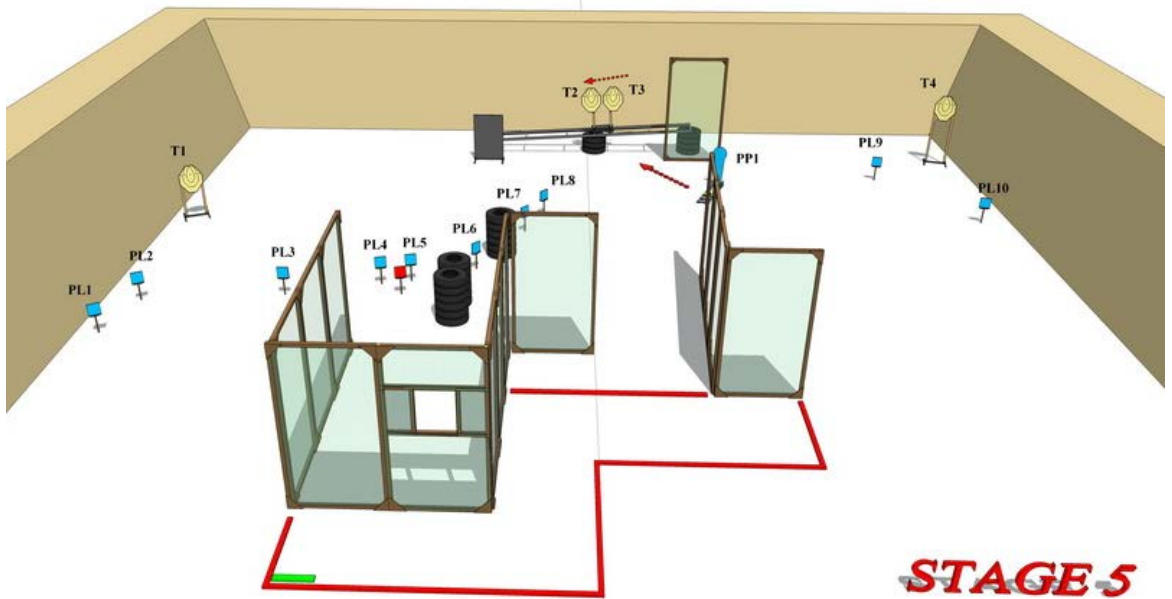
5

START POSITION: Standing at marker. Gun is Option 1. Holding with both hand at hip level.

STAGE PROCEDURE: On signal, engage all targets. Note: Popper PP1 activate Moving Target T2 and T3. Moving Targets will be visible when at rest.

SCORING

Scoring :	Buck Shot 15 rds. 95 points
Targets:	4 IPSC Targets ,10 Plates, 1 Poppers.
Start:	Audible



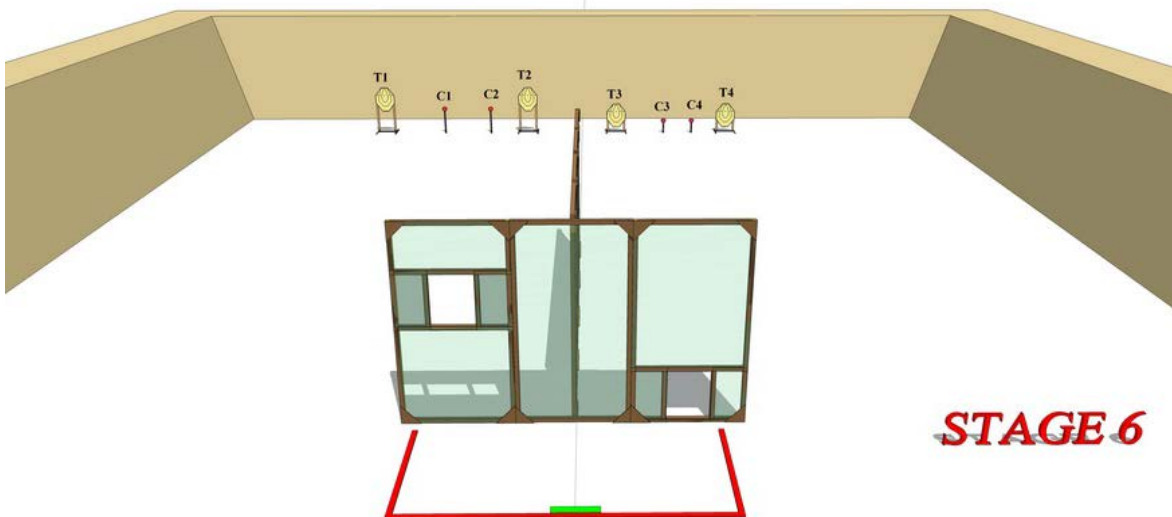
6

START POSITION: Standing at marker. Gun is Option 1. Holding with both hand at hip level.

STAGE PROCEDURE: On signal, engage all targets.

SCORING

Scoring :	Slug Shot 8 rds. 40 points
Targets:	4 IPSC Targets , 4 Clays
Start:	Audible



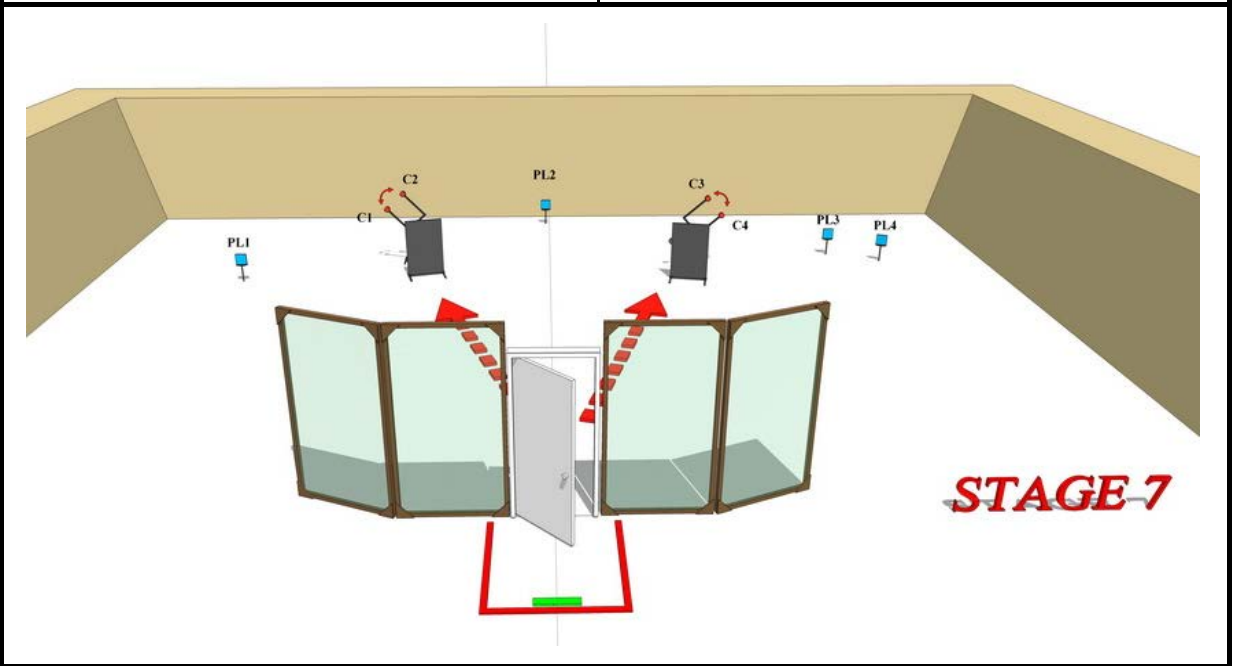
7

START POSITION: Standing at marker. Gun is Option 2. Holding with both hand at hip level.

STAGE PROCEDURE: On signal, Engage all targets. Note: Door Activate Swinger C1, C2 and C3 and C4. Swinger Target will be visible when at rest.

SCORING

Scoring :	Bird Shot 8 rds. 40 points
Targets:	8 Plates (4 Clays).
Start:	Audible



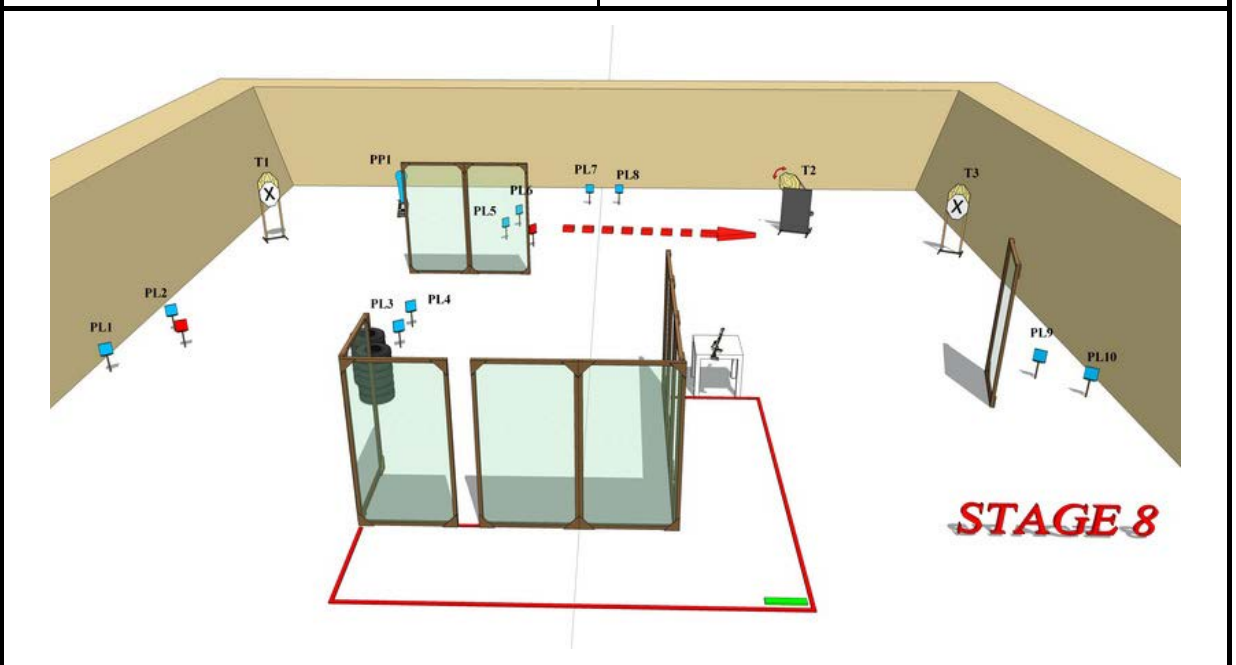
8

START POSITION: Standing at marker. Gun is Option 3 and Place on Table.

STAGE PROCEDURE: On signal, engage all targets. Note: Popper PP1 activate swinger T2. Swinger Targets will be visible when at rest.

SCORING

Scoring :	Buck Shot 14 rds. 60 points
Targets:	3 IPSC Targets ,10 Plates, 1 Poppers.
Start:	Audible



9

START POSITION: Standing at marker. Gun is Option 1. Holding with both hand at hip level.

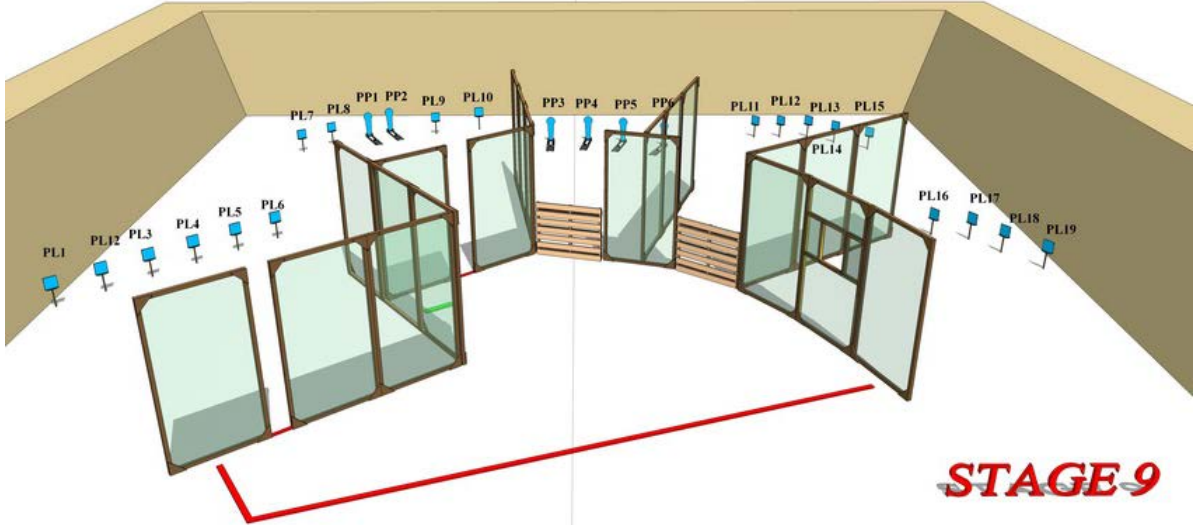
STAGE PROCEDURE: On signal, Engage all targets.

SCORING

Scoring : Bird Shot 25 rds. 125 points

Targets: 19 Plates, 6 Poppers

Start: Audible



STAGE 9

10

START POSITION: Standing at marker. Gun is Option 1. Holding with both hand at hip level.

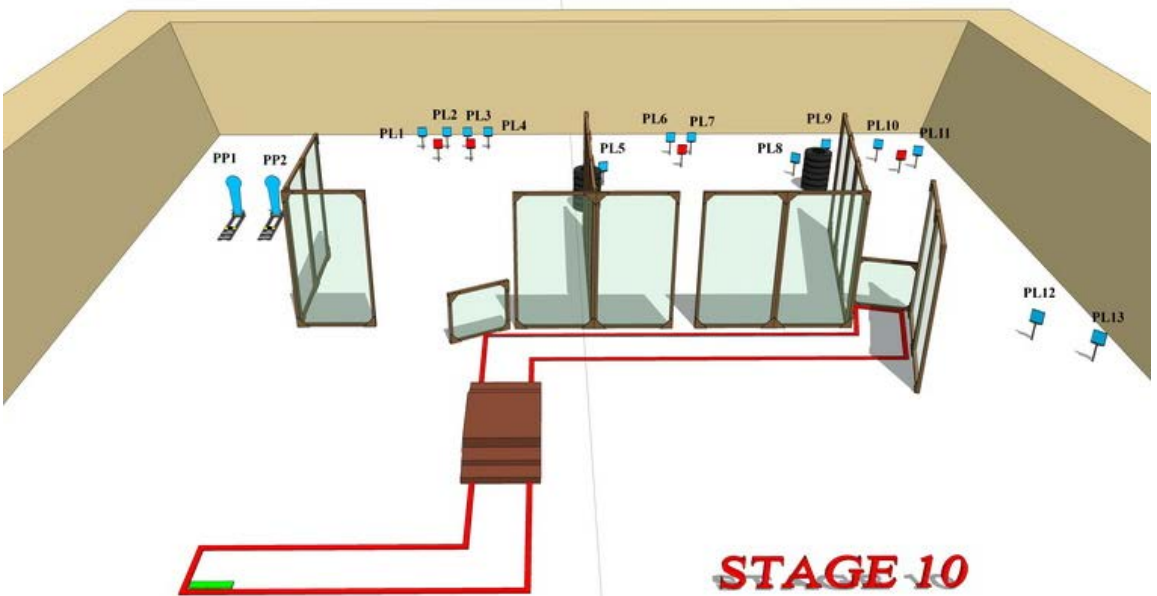
STAGE PROCEDURE: On signal, Engage all targets.

SCORING

Scoring : Bird Shot 15 rds. 75 points

Targets: 13 Plates, 2 Poppers

Start: Audible



STAGE 10

11

START POSITION: Standing at marker. Gun is Option 1. Holding with both hand at hip level.

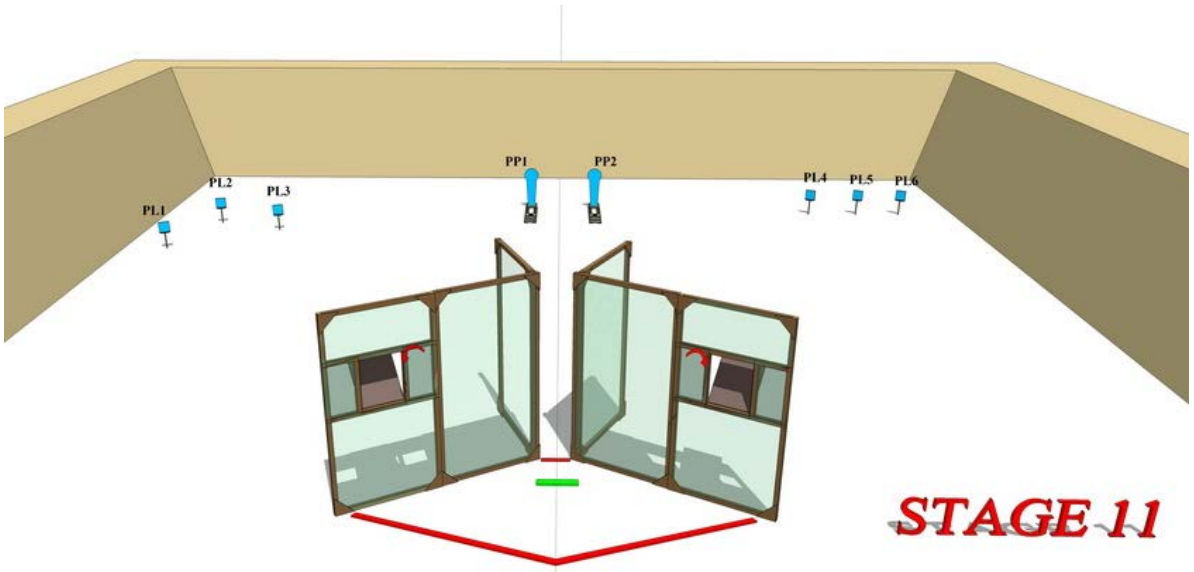
STAGE PROCEDURE: On signal, Engage all targets.

SCORING

Scoring : Bird Shot 8 rds. 40 points

Targets: 6 Plates, 2 Poppers

Start: Audible



STAGE 11

12

START POSITION: Standing at either left or right table. Gun is Option 2 and place on table.

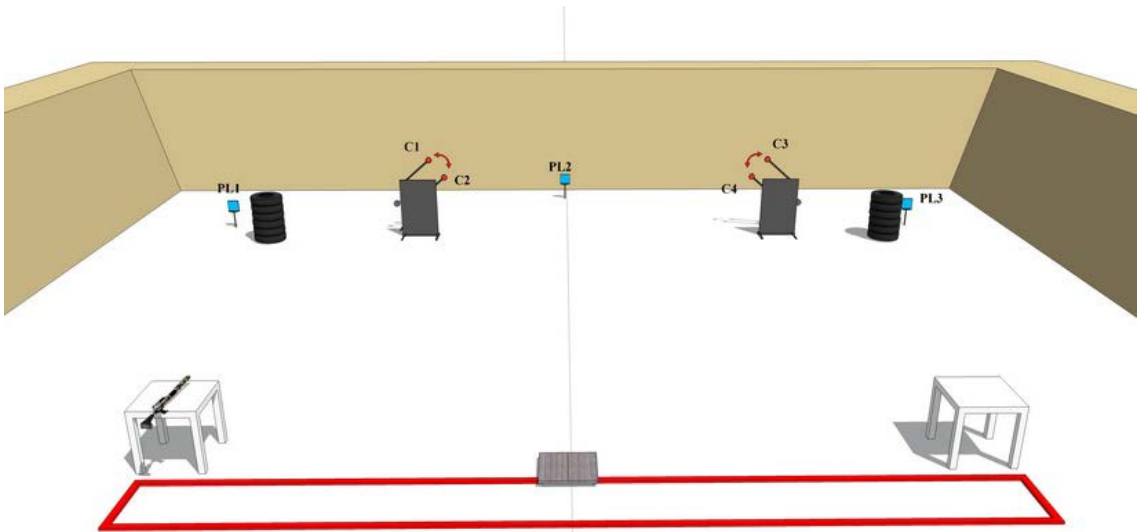
STAGE PROCEDURE: On signal, Engage all targets.
Note: Platform Activate Swinger C1, C2 and C3 and C4. Swinger Target will be visible when at rest.

SCORING

Scoring : Bird Shot 7 rds. 35 points

Targets: 7 Plates (4 Clays)

Start: Audible



STAGE 12

13**SCORING**

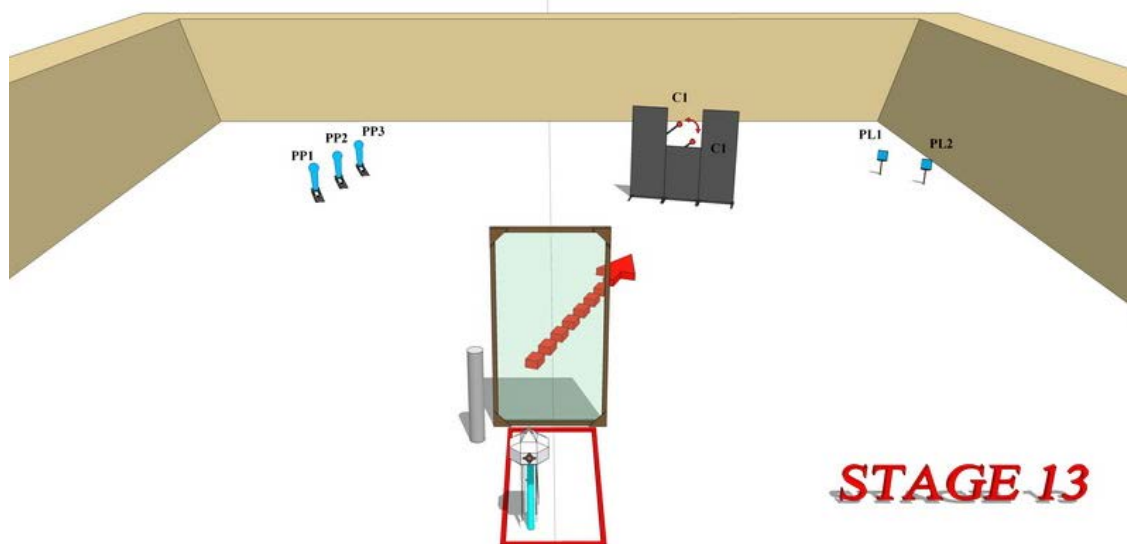
START POSITION: Standing at marker, Weak hand holding the lamp. Strong hand holding the gun at hip level. Gun is Option 2.

Scoring : Bird Shot 7 rds. 35 points

STAGE PROCEDURE: On signal, Place lamp on the stand and Engage all targets. Note: Lamp stand Activate Swinger C1 and C2. Swinger Target will be visible when at rest.

Targets: 4 Plates (2 Clays), 3 Poppers

Start: Audible

**14****SCORING**

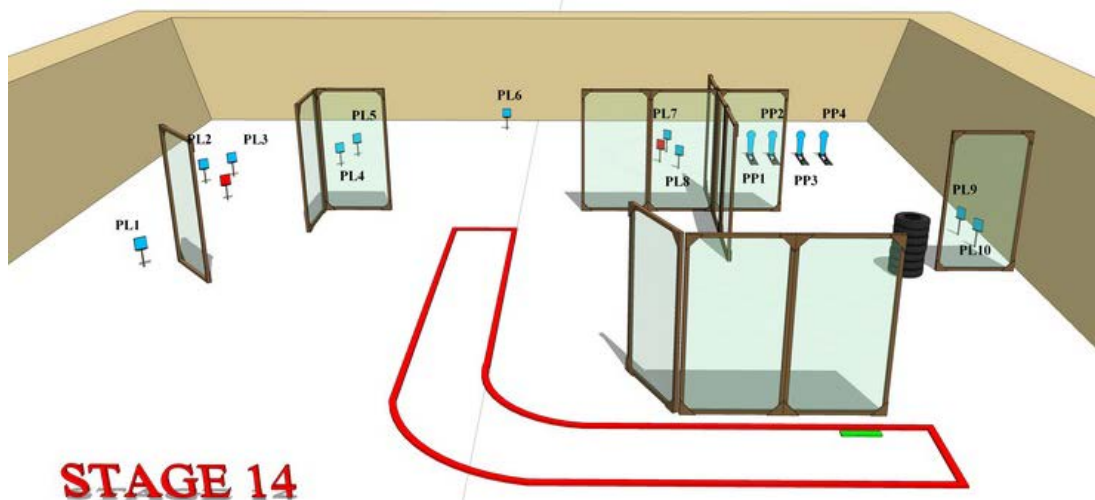
START POSITION: Standing at marker. Gun is Option 1. Holding with both hand at hip level.

Scoring : Bird Shot 14 rds. 70 points

STAGE PROCEDURE: On signal, Engage all targets.

Targets: 10 Plates, 4 Poppers

Start: Audible



15

START POSITION: Standing at marker. Gun is Option 1. Holding with both hand at hip level.

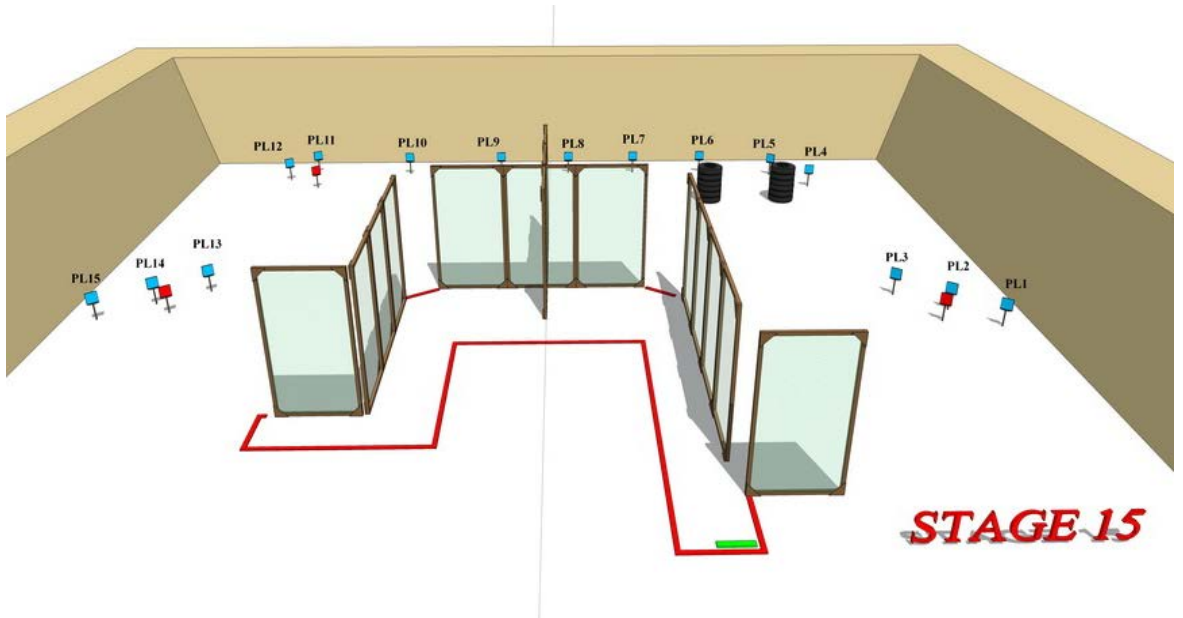
STAGE PROCEDURE: On signal, Engage all targets.

SCORING

Scoring : Bird Shot 15 rds. 75 points

Targets: 15 Plates

Start: Audible



16

START POSITION: Standing in the box. Gun is Option 1. Holding with both hand at hip level.

STAGE PROCEDURE: On signal, Engage all targets. Popper PP2 activate Swinger T1. Swinger Target will be visible when at rest.

SCORING

Scoring : Buck Shot 7 rds. 35 points

Targets: 1 IPSC Targets , 3 Plates, 3 Poppers

Start: Audible

